

# 2004 Open World Titles Mulwala Team Scoring

15:40 PM  
  
 7/1/04

Place	Overall Score	Name	Event Score	Page 1	
1	<b>USA Team</b>				
	<b>Tricks</b>				
		873.74	KEITH ST ONGE	8650.00	
		631.31	LANE BOWERS	6250.00	
		569.77	RACHEL GEORGE	2450.00	
	<b>Slalom</b>				
		1000.00	RACHEL GEORGE	13.30	
		1000.00	KEITH ST ONGE	20.10	
		925.37	LANE BOWERS	18.60	
	<b>Jump</b>				
		1000.00	RACHEL GEORGE	12.90	
		972.87	WILLIAM BRZOZA	25.10	
		972.87	LANE BOWERS	25.10	
<b>Team Score:</b>		<b>7945.93</b>			
2	<b>AUS Team</b>				
	<b>Tricks</b>				
		1000.00	GIZELLA HALLAZ	4300.00	
		710.10	PETER O'NEILL	7030.00	
		441.86	NERISSA WRIGHT	1900.00	
	<b>Slalom</b>				
		932.33	GIZELLA HALLAZ	12.40	
		879.70	NERISSA WRIGHT	11.70	
		835.82	BRENDAN WRIGHT	16.80	
	<b>Jump</b>				
		992.25	BEN GREENWELL	25.60	
		984.50	BRETT NEW	25.40	
		856.59	PETER O'NEILL	22.10	
<b>Team Score:</b>		<b>7633.15</b>			
3	<b>FRA Team</b>				
	<b>Tricks</b>				
		722.22	PATRICK WEHNER	7150.00	
		362.79	ALEXADRA VIGOUREUX	1560.00	
		252.53	PHILIPPE RENOUX	2500.00	
	<b>Slalom</b>				
		895.52	PATRICK WEHNER	18.00	
		895.52	PHILIPPE RENOUX	18.00	
		571.43	ALEXADRA VIGOUREUX	7.60	
	<b>Jump</b>				
		988.37	PATRICK WEHNER	25.50	
		910.85	PHILIPPE RENOUX	23.50	
		550.39	ALEXADRA VIGOUREUX	7.10	
<b>Team Score:</b>		<b>6149.62</b>			
4	<b>CAN Team</b>				
	<b>Tricks</b>				
		742.42	PAUL MACDONALD	7350.00	
		272.73	GORDIE CROTEAU	2700.00	
		250.00	MICHELLE LILLIE	1075.00	
	<b>Slalom</b>				
		801.00	GORDIE CROTEAU	16.10	
		776.12	PAUL MACDONALD	15.60	
		706.47	DANIEL KOLOASKO	14.20	
	<b>Jump</b>				

# 2004 Open World Titles Mulwala Team Scoring

*Paul Kelly* 15:40 PM  
7/2/04

Place	Overall Score	Name	Event Score	Page 2
	775.19	PAUL MACDONALD	20.00	
	697.67	MICHELLE LILLIE	9.00	
	608.53	GORDIE CROTEAU	15.70	
<b>Team Score:</b>	<b>5630.13</b>			
<b>5</b>				
<b>NZL Team</b>				
Tricks	469.70	BEVAN KELLY	4650.00	
	293.02	BRENDA GROEN	1260.00	
	287.88	FRED GROEN	2850.00	
Slalom	701.49	ROB GROEN	14.10	
	691.54	JEREMY LINTON	13.90	
	661.69	FRED GROEN	13.30	
Jump	841.09	FRED GROEN	21.70	
	837.21	BEVAN KELLY	21.60	
	771.32	JEREMY LINTON	19.90	
<b>Team Score:</b>	<b>5554.94</b>			
<b>6</b>				
<b>ITA Team</b>				
Tricks	419.19	MASSIMO MASTELLI	4150.00	
	373.74	MASSIMILIANO COLOSIO	3700.00	
	281.40	ALESSANDRA MAGHERI	1210.00	
Slalom	835.82	MASSIMO MASTELLI	16.80	
	676.69	ALESSANDRA MAGHERI	9.00	
	616.92	MASSIMILIANO COLOSIO	12.40	
Jump	941.86	MASSIMILIANO COLOSIO	24.30	
	604.65	MASSIMO MASTELLI	15.60	
<b>Team Score:</b>	<b>4750.26</b>			
<b>7</b>				
<b>NOR Team</b>				
Tricks	362.79	KIRSTEN GROENVIK	1560.00	
	197.98	STEINAR KARLSEN	1960.00	
	166.67	TOBBEN MAERDE	1650.00	
Slalom	977.44	KIRSTEN GROENVIK	13.00	
	592.04	STEINAR KARLSEN	11.90	
	547.26	TOBBEN MAERDE	11.00	
Jump	821.71	KIRSTEN GROENVIK	10.60	
	352.71	TOBBEN MAERDE	9.10	
	337.21	STEINAR KARLSEN	8.70	
<b>Team Score:</b>	<b>4355.81</b>			
<b>8</b>				
<b>GBR Team</b>				
Tricks	1000.00	DAVID SMALL	9900.00	
Slalom	900.50	DAVID SMALL	18.10	
Jump	1000.00	DAVID SMALL	25.80	

# 2004 Open World Titles Mulwala Team Scoring

*[Signature]* 15:40  
7/2/04

Place	Overall Score	Name	Event Score	Page 3
<b>Team Score: 2900.50</b>				
<b>9</b>				
<b>RSA Team</b>				
Tricks	907.07	ANDRE DE VILLIERS	8980.00	
Slalom	756.22	ANDRE DE VILLIERS	15.20	
Jump	965.12	ANDRE DE VILLIERS	24.90	
<b>Team Score: 2628.41</b>				
<b>10</b>				
<b>GER Team</b>				
Tricks	193.02	SVENJA HEMPELMANN	830.00	
Slalom	766.92	SVENJA HEMPELMANN	10.20	
Jump	798.45	SVENJA HEMPELMANN	10.30	
<b>Team Score: 1758.39</b>				
<b>11</b>				
<b>JPN Team</b>				
Tricks	67.44	ERIKA KUHARA	290.00	
Slalom	240.60	ERIKA KUHARA	3.20	
<b>Team Score: 308.04</b>				

# Overall Results Report for the 2004 Open World Titles *Muriwala* on 04-Feb-04

08-Feb-04 4:16:19 PM

Chief Judge Signature *[Signature]*

*1430*  
*8/2/04*

	Slalom		Tricks		Jump Passes			Overall Results							
	1st Pass	2nd Pass	1st Pass	2nd Pass	1st	2nd	3rd	Best	Slalom	Tricks	Jump	Total	Place		
<b>Open Womens</b>															
HALLAZ, GIZELLA	3.40	6.80	12.40	2500	1800	4300	6.4	9.8	7.5	9.8	886	1000	760	2645	1
AUS Rnd 2/ Placement	6.20	6.20	2	2500	500	1	9.8	8.8	8.7	5					
GEORGE, RACHEL	5.40	6.80	14.00	1380	1100	2450	10.2	10.5	11.2	12.9	1000	570	1000	2570	2
USA Rnd 2/ Placement	6.50	6.80	1	1380	970	2	12.5	12.9	11.2	1					
GROENVIK, KIRSTEN	7.00	6.00	13.00	630	800	1830	8.1	0.0	9.6	10.6	929	426	822	2176	3
NOR Rnd 2/ Placement	6.30	6.00	3	1000	560	4	9.3	10.6	0.0	2					
WRIGHT, NERISSA	6.20	1.40	12.10	500	1000	1900	0.0	8.1	0.0	10.0	864	442	775	2081	4
AUS Rnd 2/ Placement	6.00	5.70	4	900	1000	3	0.0	10.0	8.5	4					
HEMPELMANN, SVENJA	3.30	5.80	10.20	250	580	830	7.6	9.1	9.2	10.3	729	193	798	1720	5
GER Rnd 2/ Placement	5.70	4.50	5			9	9.2	9.8	10.3	3					
GROEN, BRENDA	3.30	4.30	7.60	710	550	1260	6.7	8.3	8.2	8.3	543	293	643	1479	6
NZL Rnd 2/ Placement	3.30	3.60	8	710	0	8	8.2	0.0	7.2	6					
VIGOUREUX, ALEXADRA	4.10	3.50	7.60	760	800	1560	7.1	6.8	6.4	7.1	543	363	550	1456	7
FRA Rnd 2/ Placement	4.00	3.10	7	810	625	5	6.9	6.9	6.3	7					
LILLIE, MICHELLE	1.30	2.50	3.80	600	475	1075	0.0	0.0	9.0	9.0	271	250	698	1219	8
CAN Rnd 2/ Placement			9	630	400	6	0.0	0.0	0.0	8					
MAGHERI, ALESSANDRA	6.00	3.00	9.00	510	600	1210					643	281	0	924	9
ITA Rnd 2/ Placement	5.60	1.80	5	510	400	7									
KUHARA, ERIKA	2.60	0.60	3.20	270	20	290					229	67	0	296	10
JPN Rnd 2/ Placement			10			10									

Canada - Richard

	Slalom		Tricks		Jump Passes			Overall Results			
	1st Pass 2nd Pass Best	1st Pass 2nd Pass Best	1st	2nd	3rd	Best	Stalom	Tricks	Jump	Total	Place
<b>Open Mens</b>											
SMALL, DAVID	8.80 9.20 18.10	5100 2300 9900	25.8	0.0	0.0	27.5	900	1000	1000	2900	1
GBR Rnd 2/ Placement	8.50 9.60 5	4800 5100 1	25.3	25.3	24.2	4					
ST ONGE, KEITH	10.20 9.60 20.10	4600 2800 8650	0.0	23.0	23.0	23.0	1000	874	836	2710	2
USA Rnd 2/ Placement	10.10 10.00 1	4600 4050 3	23.0	0.0	0.0	11					
DE VILLIERS, ANDRE	8.70 6.50 15.20	5100 2680 8980	23.0	21.4	22.9	24.9	756	907	905	2569	3
RSA Rnd 2/ Placement	17	5100 3880 2	23.6	24.9	0.0	6					
WEHNER, PATRICK	8.00 8.50 18.00	4400 2750 7150	19.5	21.4	22.6	25.5	896	722	927	2545	4
FRA Rnd 2/ Placement	8.80 9.20 8	2000 1750 8	22.9	22.0	25.5	2					
BOWERS, LANE	8.20 9.50 18.60	3500 2750 6250	24.5	24.9	25.1	25.1	925	631	913	2469	5
USA Rnd 2/ Placement	8.60 10.00 4	400 4550 7	0.0	25.1	0.0	5					
MACDONALD, PAUL	7.80 7.80 15.60	2200 3100 7350	17.8	0.0	20.0	20.0	776	742	727	2246	6
CAN Rnd 2/ Placement	5.00 0.00 16	3400 3950 5				19					
BRZOZA, WILLIAM	8.20 8.60 17.20	2300 2300 4600	19.8	25.1	0.0	25.1	856	465	913	2233	7
USA Rnd 2/ Placement	8.60 8.60 9	2200 1050 10	0.0	0.0	0.0	14					
NEW, BRETT	8.00 7.40 16.80	2000 1000 3000	25.1	24.6	24.6	25.8	836	303	938	2077	8
AUS Rnd 2/ Placement	8.20 8.60 13	16	25.4	0.0	22.2	3					
CARUSO, MICHAEL	8.00 8.20 17.10	1950 1550 3500	22.8	0.0	22.5	23.0	851	354	836	2041	9
USA Rnd 2/ Placement	8.60 8.50 10	14	21.4	23.0	22.6	12					
RENOUX, PHILIPPE	8.80 9.00 18.00	1500 1000 2500	20.4	23.5	0.0	23.5	896	253	855	2003	10
FRA Rnd 2/ Placement	9.20 8.80 7	19	0.0	23.5	0.0	10					
GREENWELL, BEN	7.00 7.70 14.70	2250 1100 3350	24.4	23.8	23.7	25.6	731	338	931	2001	11
AUS Rnd 2/ Placement	18	15	24.9	25.6	0.0	1					
O'NEILL, PETER	4.00 5.30 9.30	1350 4100 7030	22.1	0.0	0.0	22.1	463	710	804	1976	12
AUS Rnd 2/ Placement	30	6	0.0	0.0	21.2	13					
BOYD, RYAN	7.20 8.20 15.40	2300 1850 4150	21.0	20.1	19.1	21.0	766	419	764	1949	13
USA Rnd 2/ Placement	6.50 8.30 15	750 600 13				18					



**Overall Results**

**Jump Passes**

**Tricks**

**Slalom**

	Slalom		Tricks		Jump Passes			Overall Results					
	1st Pass	2nd Pass/Best	1st Pass	2nd Pass/Best	1st	2nd	3rd	Best	Slalom	Tricks	Jump	Total	Place
SANDS, BRETT *AUS Rnd 2/ Placement	8.80	10.60	20.00		23.6	24.4	24.7	24.7	995	0	898	1893	14
KELLY, BEVAN NZL Rnd 2/ Placement	6.70	5.80	12.50	2100 2550 4650	24.3	24.3	24.0	7	622	470	785	1877	15
COLOSIO, MASSIMILIANO ITA Rnd 2/ Placement	8.60	3.80	12.40	750 2950 3700	22.2	0.0	24.0	24.3	617	374	884	1874	16
WRIGHT, BRENDAN AUS Rnd 2/ Placement	8.00	7.80	16.80	1650 650 2300	24.3	23.8	0.0	8	836	232	800	1868	17
DERRY, KENNY *AUS Rnd 2/ Placement	9.60	9.60	19.40	2300 1050 9	0.0	22.4	20.8	24.0	965	0	873	1838	18
MASTELLI, MASSIMO ITA Rnd 2/ Placement	8.30	8.00	16.80	2200 1950 4150	22.6	24.0	0.0	9	836	419	567	1822	19
PENNAY, JOHN *AUS Rnd 2/ Placement	8.60	9.40	18.00	0 2500 12	0.0	0.0	0.0	21.7	896	859	0	1754	20
GROEN, FRED NZL Rnd 2/ Placement	6.70	6.60	13.30	2000 850 2850	21.7	0.0	0.0	21.7	662	288	789	1739	21
CROTEAU, GORDIE CAN Rnd 2/ Placement	8.20	7.30	16.10	750 1950 2700	15.7	13.5	15.0	15.7	801	273	571	1645	22
LINTON, JEREMY NZL Rnd 2/ Placement	8.20	5.70	13.90	1050 800 1850	19.9	0.0	0.0	19.9	692	187	724	1602	23
GROEN, ROB NZL Rnd 2/ Placement	6.30	7.80	14.10	975 950 1925	12.5	13.9	12.4	13.9	701	194	505	1401	24
KARLSEN, STEINAR NOR Rnd 2/ Placement	6.10	5.80	11.90	1000 960 1960	0.0	8.7	0.0	8.7	592	198	316	1106	25
MAERDE, TOBEN NOR Rnd 2/ Placement	7.60	3.40	11.00	1000 650 1650	9.1	0.0	0.0	9.1	547	167	331	1045	26
KOLASKO, DANIEL CAN Rnd 2/ Placement	7.20	7.00	14.20	1050 800 1850	21.2	0.0	22.0	22.0	706	187	0	893	27
RAMSON, PAUL NZL Rnd 2/ Placement	7.00	5.50	12.50	1650 600 2250	0.0	0.0	0.0	0.0	622	227	0	849	28
													26

	Slalom		Tricks		Jump Passes			Overall Results					
	1st Pass	2nd Pass	1st Pass	2nd Pass	1st	2nd	3rd	Best	Slalom	Tricks	Jump	Total	Place
PIGEAT, FLORENT FRA Rnd 2/ Placement	7.30	3.40	10.70	1250	650	1900	0.0	0.0	0.0	0.0	0	724	29
			28			25		28					
GRAY, RICHARD CAN Rnd 2/ Placement	5.50	5.00	10.50	900	1010	1910					0	715	30
			29			24		3					



# 2004 Open World Titles Mulwala Team Scoring

*[Handwritten Signature]* 3/2/04

Place	Overall Score	Name	Event Score	Page 1	
1	<b>USA Team</b>				
	<b>Tricks</b>				
		873.74	KEITH ST ONGE	8650.00	
		631.31	LANE BOWERS	6250.00	
		569.77	RACHEL GEORGE	2450.00	
	<b>Slalom</b>				
		1000.00	RACHEL GEORGE	13.30	
		1000.00	KEITH ST ONGE	20.10	
		925.37	LANE BOWERS	18.60	
	<b>Jump</b>				
		1000.00	RACHEL GEORGE	12.90	
		972.87	WILLIAM BRZOZA	25.10	
		972.87	LANE BOWERS	25.10	
<b>Team Score:</b>		<b>7945.93</b>			
2	<b>AUS Team</b>				
	<b>Tricks</b>				
		1000.00	GIZELLA HALLAZ	4300.00	
		710.10	PETER O'NEILL	7030.00	
		441.86	NERISSA WRIGHT	1900.00	
	<b>Slalom</b>				
		932.33	GIZELLA HALLAZ	12.40	
		879.70	NERISSA WRIGHT	11.70	
		835.82	BRENDAN WRIGHT	16.80	
	<b>Jump</b>				
		992.25	BEN GREENWELL	25.60	
		984.50	BRETT NEW	25.40	
		856.59	PETER O'NEILL	22.10	
<b>Team Score:</b>		<b>7633.15</b>			
3	<b>FRA Team</b>				
	<b>Tricks</b>				
		722.22	PATRICK WEHNER	7150.00	
		362.79	ALEXADRA VIGOUREUX	1560.00	
		252.53	PHILIPPE RENOUX	2500.00	
	<b>Slalom</b>				
		895.52	PATRICK WEHNER	18.00	
		895.52	PHILIPPE RENOUX	18.00	
		571.43	ALEXADRA VIGOUREUX	7.60	
	<b>Jump</b>				
		988.37	PATRICK WEHNER	25.50	
		910.85	PHILIPPE RENOUX	23.50	
		550.39	ALEXADRA VIGOUREUX	7.10	
<b>Team Score:</b>		<b>6149.62</b>			
4	<b>CAN Team</b>				
	<b>Tricks</b>				
		742.42	PAUL MACDONALD	7350.00	
		272.73	GORDIE CROTEAU	2700.00	
		250.00	MICHELLE LILLIE	1075.00	
	<b>Slalom</b>				
		801.00	GORDIE CROTEAU	16.10	
		776.12	PAUL MACDONALD	15.60	
		706.47	DANIEL KOLOASKO	14.20	
	<b>Jump</b>				

**FINAL**



# 2004 Open World Titles Mulwala Team Scoring

*Paul Kelly* 15:40 PM  
7/2/04

Place	Overall Score	Name	Event Score	Page 2
	775.19	PAUL MACDONALD	20.00	
	697.67	MICHELLE LILLIE	9.00	
	608.53	GORDIE CROTEAU	15.70	
<b>Team Score:</b>	<b>5630.13</b>			
<hr/>				
<b>5</b>				
<b>NZL Team</b>				
Tricks	469.70	BEVAN KELLY	4650.00	
	293.02	BRENDA GROEN	1260.00	
	287.88	FRED GROEN	2850.00	
Slalom	701.49	ROB GROEN	14.10	
	691.54	JEREMY LINTON	13.90	
	661.69	FRED GROEN	13.30	
Jump	841.09	FRED GROEN	21.70	
	837.21	BEVAN KELLY	21.60	
	771.32	JEREMY LINTON	19.90	
<b>Team Score:</b>	<b>5554.94</b>			
<hr/>				
<b>6</b>				
<b>ITA Team</b>				
Tricks	419.19	MASSIMO MASTELLI	4150.00	
	373.74	MASSIMILIANO COLOSIO	3700.00	
	281.40	ALESSANDRA MAGHERI	1210.00	
Slalom	835.82	MASSIMO MASTELLI	16.80	
	676.69	ALESSANDRA MAGHERI	9.00	
	616.92	MASSIMILIANO COLOSIO	12.40	
Jump	941.86	MASSIMILIANO COLOSIO	24.30	
	604.65	MASSIMO MASTELLI	15.60	
<b>Team Score:</b>	<b>4750.26</b>			
<hr/>				
<b>7</b>				
<b>NOR Team</b>				
Tricks	362.79	KIRSTEN GROENVIK	1560.00	
	197.98	STEINAR KARLSEN	1960.00	
	166.67	TOBBEN MAERDE	1650.00	
Slalom	977.44	KIRSTEN GROENVIK	13.00	
	592.04	STEINAR KARLSEN	11.90	
	547.26	TOBBEN MAERDE	11.00	
Jump	821.71	KIRSTEN GROENVIK	10.60	
	352.71	TOBBEN MAERDE	9.10	
	337.21	STEINAR KARLSEN	8.70	
<b>Team Score:</b>	<b>4355.81</b>			
<hr/>				
<b>8</b>				
<b>GBR Team</b>				
Tricks	1000.00	DAVID SMALL	9900.00	
Slalom	900.50	DAVID SMALL	18.10	
Jump	1000.00	DAVID SMALL	25.80	

*Handwritten signature* 12:40  
7/21/04

### 2004 Open World Titles Mulwala Team Scoring

Place	Overall Score	Name	Event Score	Page 3
<b>Team Score: 2900.50</b>				
<b>9</b>				
<b>RSA Team</b>				
Tricks	907.07	ANDRE DE VILLIERS	8980.00	
Slalom	756.22	ANDRE DE VILLIERS	15.20	
Jump	965.12	ANDRE DE VILLIERS	24.90	
<b>Team Score: 2628.41</b>				
<b>10</b>				
<b>GER Team</b>				
Tricks	193.02	SVENJA HEMPELMANN	830.00	
Slalom	766.92	SVENJA HEMPELMANN	10.20	
Jump	798.45	SVENJA HEMPELMANN	10.30	
<b>Team Score: 1758.39</b>				
<b>11</b>				
<b>JPN Team</b>				
Tricks	67.44	ERIKA KUHARA	290.00	
Slalom	240.60	ERIKA KUHARA	3.20	
<b>Team Score: 308.04</b>				


**Slalom Results for the**

**2004 Open World Titles Mulwala**

11:15 AM

08-Feb-04 10:59:12 AM

Chief Judge Signature




Name and Team	Elimination-Round 1			Semi Finals-Round 2			Finals-Round 3			Place
	1st	2nd	Total	1st	2nd	Total	1st	2nd	Total	
<b>Open Womens</b>										
GEORGE, RACHEL - USA	5.40	6.80	<b>12.20</b>	6.50	6.80	<b>13.30</b>	7.20	6.80	<b>14.00</b>	1
GROENVIK, KIRSTEN - NO	7.00	6.00	<b>13.00</b>	6.30	6.00	<b>12.30</b>	6.80	5.60	<b>12.40</b>	2
WRIGHT, NERISSA - AUS	6.20	1.40	<b>7.60</b>	6.00	5.70	<b>11.70</b>	6.10	6.00	<b>12.10</b>	3
HEMPELMANN, SVENJA -	3.30	5.80	<b>9.10</b>	5.70	4.50	<b>10.20</b>	4.40	4.30	<b>8.70</b>	4
HALLAZ, GIZELLA - AUS	3.40	6.80	<b>10.20</b>	6.20	6.20	<b>12.40</b>	6.80	1.30	<b>8.10</b>	5
MAGHERI, ALESSANDRA - I	6.00	3.00	<b>9.00</b>	5.60	1.80	<b>7.40</b>				6
VIGOUREUX, ALEXADRA -	4.10	3.50	<b>7.60</b>	4.00	3.10	<b>7.10</b>				7
GROEN, BRENDA - NZL	3.30	4.30	<b>7.60</b>	3.30	3.60	<b>6.90</b>				8
LILLIE, MICHELLE - CAN	1.30	2.50	<b>3.80</b>							9
KUHARA, ERIKA - JPN	2.60	0.60	<b>3.20</b>							10

# Tricks Results Report

## 2004 Open World Titles Mulwala

08-Feb-04 11:57:30 AM

Chief Judge Signature

*1255*  
  
*8/2/04*

Name and Team	Elimination-Round 1			Semi Finals-Round 2			Final-Round 3			Place
	1st	2nd	Total	1st	2nd	Total	1st	2nd	Total	
<b>Open Womens</b>										
GEORGE, RACHEL - USA	1,350	1,100	<b>2,450</b>	1,380	970	<b>2,350</b>	1,250	920	<b>2,170</b>	1
WRIGHT, NERISSA - AUS	500	1,000	<b>1,500</b>	900	1,000	<b>1,900</b>	900	1,000	<b>1,900</b>	2
GROENVIK, KIRSTEN - NOR	630	800	<b>1,430</b>	1,000	560	<b>1,560</b>	1,000	830	<b>1,830</b>	3
HALLAZ, GIZELLA - AUS	2,500	1,800	<b>4,300</b>	2,500	500	<b>3,000</b>	720	950	<b>1,670</b>	4
VIGOUREUX, ALEXADRA - FRA	760	800	<b>1,560</b>	810	625	<b>1,435</b>	760	800	<b>1,560</b>	5
LILLIE, MICHELLE - CAN	600	475	<b>1,075</b>	630	400	<b>1,030</b>				6
MAGHERI, ALESSANDRA - ITA	610	600	<b>1,210</b>	510	400	<b>910</b>				7
GROEN, BRENDA - NZL	710	550	<b>1,260</b>	710	0	<b>710</b>				8
HEMPELMANN, SVENJA - GER	250	580	<b>830</b>							9
KUHARA, ERIKA - JPN	270	20	<b>290</b>							10

# Jump Results for the 2004 Open World Titles Mulwala

08-Feb-04 4:03:42 PM

Chief Judge Signature

*[Handwritten Signature]* 8/2/04

Name and Team	Elimination-Round 1				Semi Finals-Round 2				Finals-Round 3				Place
	1st	2nd	3rd	Best	1st	2nd	3rd	Best	1st	2nd	3rd	Best	
<b>Open Womens</b>													
GEORGE, RACHEL - USA	10.2	10.5	11.2	<b>11.20</b>	12.5	12.9	11.2	<b>12.90</b>	10.6	12.6	11.8	<b>12.60</b>	1
GROENVIK, KIRSTEN - N	8.1	0.0	9.6	<b>9.60</b>	9.3	10.6	0.0	<b>10.60</b>	9.1	10.3	0.0	<b>10.30</b>	2
HEMPELMANN, SVENJA -	7.6	9.1	9.2	<b>9.20</b>	9.2	9.8	10.3	<b>10.30</b>	9.2	0.0	8.1	<b>9.20</b>	3
WRIGHT, NERISSA - AUS	0.0	8.1	0.0	<b>8.10</b>	0.0	10.0	8.5	<b>10.00</b>	0.0	8.7	8.8	<b>8.80</b>	4
HALLAZ, GIZELLA - AUS	6.4	9.8	7.5	<b>9.80</b>	9.8	8.8	8.7	<b>9.80</b>	0.0	7.2	5.4	<b>7.20</b>	5
GROEN, BRENDA - NZL	6.7	8.3	8.2	<b>8.30</b>	8.2	0.0	7.2	<b>8.20</b>					6
VIGOUREUX, ALEXADRA	7.1	6.8	6.4	<b>7.10</b>	6.9	6.9	6.3	<b>6.90</b>					7
LILLIE, MICHELLE - CAN	0.0	0.0	9.0	<b>9.00</b>	0.0	0.0	0.0						8


REVISED

## Slalom Results for the

## 2004 Open World Titles Mulwala

08-Feb-04 11:06:24 AM

Chief Judge Signature



11:25 AM

Name and Team	Elimination-Round 1			Semi Finals-Round 2			Finals-Round 3			Place
	1st	2nd	Total	1st	2nd	Total	1st	2nd	Total	
<b>Open Mens</b>										
SANDS, BRETT - *AUS	8.80	10.60	<b>19.40</b>	9.00	11.00	<b>20.00</b>	9.00	10.50	<b>19.50</b>	1
DERRY, KENNY - *AUS	9.60	9.60	<b>19.20</b>	9.20	9.60	<b>18.80</b>	9.60	9.80	<b>19.40</b>	2
ST ONGE, KEITH - USA	10.20	9.60	<b>19.80</b>	10.10	10.00	<b>20.10</b>	9.50	9.00	<b>18.50</b>	3
SMALL, DAVID - GBR	8.80	9.20	<b>18.00</b>	8.50	9.60	<b>18.10</b>	9.20	8.00	<b>17.20</b>	4
BOWERS, LANE - USA	8.20	9.50	<b>17.70</b>	8.60	10.00	<b>18.60</b>	9.00	8.00	<b>17.00</b>	5
PENNAY, JOHN - *AUS	8.60	9.40	<b>18.00</b>	8.20	9.80	<b>18.00</b>				6
RENOUX, PHILIPPE - FRA	8.80	9.00	<b>17.80</b>	9.20	8.80	<b>18.00</b>				7
WEHNER, PATRICK - FRA	8.00	8.50	<b>16.50</b>	8.80	9.20	<b>18.00</b>				8
BRZOZA, WILLIAM - USA	8.20	8.60	<b>16.80</b>	8.60	8.60	<b>17.20</b>				9
CARUSO, MICHAEL - USA	8.00	8.20	<b>16.20</b>	8.60	8.50	<b>17.10</b>				10
MASTELLI, MASSIMO - ITA	8.30	8.00	<b>16.30</b>	9.20	7.60	<b>16.80</b>				11
WRIGHT, BRENDAN - AUS	8.00	7.80	<b>15.80</b>	8.00	8.80	<b>16.80</b>				12
NEW, BRETT - AUS	8.00	7.40	<b>15.40</b>	8.20	8.60	<b>16.80</b>				13
CROTEAU, GORDIE - CAN	8.20	7.30	<b>15.50</b>	8.10	8.00	<b>16.10</b>				14
BOYD, RYAN - USA	7.20	8.20	<b>15.40</b>	6.50	8.30	<b>14.80</b>				15
MACDONALD, PAUL - CAN	7.80	7.80	<b>15.60</b>	5.00	0.00	<b>5.00</b>				16
DE VILLIERS, ANDRE - RSA	8.70	6.50	<b>15.20</b>							17
GREENWELL, BEN - AUS	7.00	7.70	<b>14.70</b>							18
KOLASKO, DANIEL - CAN	7.20	7.00	<b>14.20</b>							19
GROEN, ROB - NZL	6.30	7.80	<b>14.10</b>							20
LINTON, JEREMY - NZL	8.20	5.70	<b>13.90</b>							21
GROEN, FRED - NZL	6.70	6.60	<b>13.30</b>							22
RAMSON, PAUL - NZL	7.00	5.50	<b>12.50</b>							23
KELLY, BEVAN - NZL	6.70	5.80	<b>12.50</b>							24
COLOSIO, MASSIMILIANO -	8.60	3.80	<b>12.40</b>							25
KARLSEN, STEINAR - NOR	6.10	5.80	<b>11.90</b>							26
MAERDE, TOBBEN - NOR	7.60	3.40	<b>11.00</b>							27
PIGEAT, FLORENT - FRA	7.30	3.40	<b>10.70</b>							28
GRAY, RICHARD - CAN	5.50	5.00	<b>10.50</b>							29
O'NEILL, PETER - AUS	4.00	5.30	<b>9.30</b>							30

# Tricks Results Report

## 2004 Open World Titles Mulwala

08-Feb-04 2:51:26 PM

Chief Judge Signature

*[Handwritten Signature]*  
3:45  
8/2/04

Name and Team	Elimination-Round 1			Semi Finals-Round 2			Final-Round 3			Place
	1st	2nd	Total	1st	2nd	Total	1st	2nd	Total	
<b>Open Mens</b>										
SMALL, DAVID - GBR	5,100	2,300	<b>7,400</b>	4,800	5,100	<b>9,900</b>	3,950	4,550	<b>8,500</b>	1
DE VILLIERS, ANDRE - RSA	5,100	2,680	<b>7,780</b>	5,100	3,880	<b>8,980</b>	5,350	3,080	<b>8,430</b>	2
ST ONGE, KEITH - USA	4,600	2,800	<b>7,400</b>	4,600	4,050	<b>8,650</b>	2,550	5,350	<b>7,900</b>	3
PENNAY, JOHN - *AUS	4,050	1,800	<b>5,850</b>	4,650	3,850	<b>8,500</b>	4,720	2,680	<b>7,400</b>	4
MACDONALD, PAUL - CAN	2,200	3,100	<b>5,300</b>	3,400	3,950	<b>7,350</b>	2,200	4,150	<b>6,350</b>	5
O'NEILL, PETER - AUS	1,330	4,100	<b>5,430</b>	2,730	4,300	<b>7,030</b>				6
BOWERS, LANE - USA	3,500	2,750	<b>6,250</b>	400	4,550	<b>4,950</b>				7
WEHNER, PATRICK - FRA	4,400	2,750	<b>7,150</b>	2,000	1,750	<b>3,750</b>				8
KELLY, BEVAN - NZL	2,100	2,550	<b>4,650</b>	2,300	1,050	<b>3,350</b>				9
BRZOZA, WILLIAM - USA	2,300	2,300	<b>4,600</b>	2,200	1,050	<b>3,250</b>				10
COLOSIO, MASSIMILIANO - ITA	750	2,950	<b>3,700</b>	750	1,900	<b>2,650</b>				11
MASTELLI, MASSIMO - ITA	2,200	1,950	<b>4,150</b>	0	2,500	<b>2,500</b>				12
BOYD, RYAN - USA	2,300	1,850	<b>4,150</b>	750	600	<b>1,350</b>				13
CARUSO, MICHAEL - USA	1,950	1,550	<b>3,500</b>							14
GREENWELL, BEN - AUS	2,250	1,100	<b>3,350</b>							15
NEW, BRETT - AUS	2,000	1,000	<b>3,000</b>							16
GROEN, FRED - NZL	2,000	850	<b>2,850</b>							17
CROTEAU, GORDIE - CAN	750	1,950	<b>2,700</b>							18
RENOUX, PHILIPPE - FRA	1,500	1,000	<b>2,500</b>							19
WRIGHT, BRENDAN - AUS	1,650	650	<b>2,300</b>							20
RAMSON, PAUL - NZL	1,650	600	<b>2,250</b>							21
KARLSEN, STEINAR - NOR	1,000	960	<b>1,960</b>							22
GROEN, ROB - NZL	975	950	<b>1,925</b>							23
GRAY, RICHARD - CAN	900	1,010	<b>1,910</b>							24
PIGEAT, FLORENT - FRA	1,250	650	<b>1,900</b>							25
LINTON, JEREMY - NZL	1,050	800	<b>1,850</b>							26
KOLASKO, DANIEL - CAN	1,050	800	<b>1,850</b>							27
MAERDE, TOBBEN - NOR	1,000	650	<b>1,650</b>							28

*Revised*

# Jump Results for the 2004 Open World Titles Mulwala

08-Feb-04 3:41:42 PM

Chief Judge Signature

3:55 PM  
  
 8/2/04

Name and Team	Elimination-Round 1				Semi Finals-Round 2				Finals-Round 3				Place
	1st	2nd	3rd	Best	1st	2nd	3rd	Best	1st	2nd	3rd	Best	
<b>Open Mens</b>													
SMALL, DAVID - GBR	25.8	0.0	0.0	<b>25.80</b>	25.3	25.3	24.2	<b>25.30</b>	27.5	0.0	24.6	<b>27.50</b>	1
NEW, BRETT - AUS	25.1	24.6	24.6	<b>25.10</b>	25.4	0.0	22.2	<b>25.40</b>	23.8	22.7	25.8	<b>25.80</b>	2
BOWERS, LANE - USA	24.5	24.9	25.1	<b>25.10</b>	0.0	25.1	0.0	<b>25.10</b>	24.2	0.0	0.0	<b>24.20</b>	3
GREENWELL, BEN - AUS	24.4	23.8	23.7	<b>24.40</b>	24.9	25.6	0.0	<b>25.60</b>	21.4	22.2	23.8	<b>23.80</b>	4
WEHNER, PATRICK - FR	19.5	21.4	22.6	<b>22.60</b>	22.9	22.0	25.5	<b>25.50</b>	22.7	0.0	23.5	<b>23.50</b>	5
DE VILLIERS, ANDRE - R	23.0	21.4	22.9	<b>23.00</b>	23.6	24.9	0.0	<b>24.90</b>					6
SANDS, BRETT - *AUS	23.6	24.4	24.7	<b>24.70</b>	24.3	24.3	24.0	<b>24.30</b>					7
COLOSIO, MASSIMILIAN	22.2	0.0	24.0	<b>24.00</b>	24.3	23.8	0.0	<b>24.30</b>					8
DERRY, KENNY - *AUS	0.0	22.4	20.8	<b>22.40</b>	22.6	24.0	0.0	<b>24.00</b>					9
RENOUX, PHILIPPE - FRA	20.4	23.5	0.0	<b>23.50</b>	0.0	23.5	0.0	<b>23.50</b>					10
ST ONGE, KEITH - USA	0.0	23.0	23.0	<b>23.00</b>	23.0	0.0	0.0	<b>23.00</b>					11
CARUSO, MICHAEL - USA	22.8	0.0	22.5	<b>22.80</b>	21.4	23.0	22.6	<b>23.00</b>					12
O'NEILL, PETER - AUS	22.1	0.0	0.0	<b>22.10</b>	0.0	0.0	21.2	<b>21.20</b>					13
BRZOZA, WILLIAM - USA	19.8	25.1	0.0	<b>25.10</b>	0.0	0.0	0.0						14
WRIGHT, BRENDAN - AU	21.2	0.0	22.0	<b>22.00</b>									15
GROEN, FRED - NZL	21.7	0.0	0.0	<b>21.70</b>									16
KELLY, BEVAN - NZL	20.4	21.6	0.0	<b>21.60</b>									17
BOYD, RYAN - USA	21.0	20.1	19.1	<b>21.00</b>									18
MACDONALD, PAUL - CA	17.8	0.0	20.0	<b>20.00</b>									19
LINTON, JEREMY - NZL	19.9	0.0	0.0	<b>19.90</b>									20
CROTEAU, GORDIE - CA	15.7	13.5	15.0	<b>15.70</b>									21
MASTELLI, MASSIMO - IT	0.0	14.5	15.6	<b>15.60</b>									22
GROEN, ROB - NZL	12.5	13.9	12.4	<b>13.90</b>									23
MAERDE, TOBBEN - NOR	9.1	0.0	0.0	<b>9.10</b>									24
KARLSEN, STEINAR - NO	0.0	8.7	0.0	<b>8.70</b>									25
RAMSON, PAUL - NZL	0.0	0.0	0.0										26
SLOOT, LEIGH - *AUS	0.0	0.0	0.0										27
PIGEAT, FLORENT - FRA	0.0	0.0	0.0										28