


4TH WORLD BAREFOOT WATER SKI CHAMPIONSHIPS

CANBERRA, AUSTRALIA, JANUARY, 1985

TEAM RESULTS

<u>COUNTRY</u>	<u>POINTS</u>	<u>POINTS</u>
AUSTRALIA	12943.35	1
UNITED STATES	12725.57	2
NEW ZEALAND	8395.53	3
GREAT BRITAIN	7586.02	4
NETHERLANDS	3921.84	5
ITALY	3023.38	6
AUSTRIA	2280.79	7
BELGIUM	2230.44	8
SWITZERLAND	2150.59	9
CANADA	1693.43	10
FRANCE	1250.45	11
IRELAND	738.03	12
GERMANY	662.89	13

CHIEF JUDGE
Stew McDonald


CHIEF CALCULATOR
Joyce Cox


4TH WORLD BAREFOOT WATER SKI CHAMPIONSHIPSCANBERRA, AUSTRALIA, JANUARY, 1985MENS DIVISIONOVERALL RESULTS

<u>COMPETITOR</u>	<u>COUNTRY</u>	<u>START</u> <u>METHOD</u>	<u>WAKE</u> <u>SLALOM</u>	<u>TRICKS</u>	<u>JUMP</u>	<u>PLACE</u>	<u>OVERALL</u>
MIKE SEIPEL	USA	500.00	987.5	1000.00	859.50	1	3347.0
RON SCARPA	USA	500.00	995.83	729.47	942.15	2	3167.45
GAVIN O'MAHONEY	AUS	500.00	950.00	669.08	991.74	3	3110.82
PETER WELLHAM	AUS	500.00	929.17	664.25	983.47	4	3076.89
JOHN STEKELENBURG	AUS	500.00	883.33	632.85	950.41	5	2966.59
RUSS CONOLEY	USA	500.00	929.17	519.32	1000.00	6	2948.49
JOHN STRASSER	USA	500.00	920.83	792.27	719.01	7	2932.11
DON MIXON JNR	USA	254.03	1000.00	671.50	818.18	8	2743.71
WILLIAM FARRELL	USA	500.00	883.33	589.37	669.42	9	2642.12
PETER SMYTH	AUS	254.03	700.00	553.14	966.94	10	2474.11
RICHARD REYNOLDS	NZ	500.00	766.67	340.58	595.04	11	2202.29
CHRIS HARRIS	GB	500.00	862.5	309.18	487.60	12	2159.28
GLEN SHEATH	AUS	254.03	608.33	357.49	785.12	13	2004.97
RICHARD MAINWARING	GB	196.77	683.33	309.18	661.16	14	1850.44
GARRY ELLICOTT	NZ	500.00	391.67	272.95	644.63	15	1809.25
FRED GROEN	NZ	245.97	716.67	193.24	628.10	16	1783.98
FRANK REYNOLDS	NZ	450.80	391.67	272.95	603.31	17	1718.73
ROBERT GROEN	NZ	164.52	608.33	256.04	661.16	18	1690.05
MIKE THOMAS	GB	302.42	458.33	321.26	479.34	19	1561.35
WARREN HERBERT	NZ	116.93	491.67	193.24	702.48	20	1504.32
ALLAN BEYENS	BEL	32.26	620.83	157.00	685.95	21	1496.04
ROBERT TEUREZBACHER	NETH	213.71	341.67	217.39	710.74	22	1483.51
VAUGHAN COX	NZ	156.45	466.67	229.47	628.10	23	1480.69
MASSIMO CRESPI	ITA	95.16	704.17	287.44	388.43	24	1475.20
IAN RAMSAY	NETH	56.45	350.00	321.26	710.74	25	1438.45
RICHARD CROSSLAND	GB	116.93	445.83	222.22	520.66	26	1305.64
BRIAN HARRIS	GB	56.45	695.83	176.33	322.31	28	1250.92
DAVID NUTT	GB	338.71	500.00	188.41	264.46	27	1291.58
ROB STEVENS	NETH	181.45	508.33	86.96	223.14	29	998.88
JOHN FRANCHOI FISCHER	SWZ	56.45	241.67	149.76	487.64	30	935.48

Mens Division - Overall Results

<u>COMPETITOR</u>	<u>COUNTRY</u>	<u>START</u> <u>METHOD</u>	<u>WAKE</u> <u>SLALOM</u>	<u>TRICKS</u>	<u>JUMP</u>	<u>PLACE</u>	<u>OVERALL</u>
LOIS RADERBAUER	AUT	173.38	100.00	161.84	479.34	31	914.56
ALAN GOGGIN	GB	125.00	383.33	169.08	173.55	32	850.96
KEVIN TOMSETT	CAN	56.45	400.00	31.40	272.73	33	760.58
ROWLAND MCGABHAN	IRL	56.45	150.00	118.36	413.22	34	738.03

CHIEF JUDGE
Stew McDonald


CHIEF CALCULATOR
Joyce Cox

MENS DIVISIONTRICKS - EVENT RESULT

<u>COMPETITOR</u>	<u>COUNTRY</u>	<u>PRELIM</u>	<u>FINAL</u>	<u>TOTAL</u>	<u>PLACE</u>	<u>OVERALL</u>
MIKE SEIPEL	USA	3890.00	4140.00	8030.00	1	1000.00
RON SCARPA	USA	2870.00	3020.00	5890.00	2	729.47
JOHN STRASSER	USA	3280.00	2350.00	5630.00	3	792.27
PETER WELLHAM	AUS	2670.00	2750.00	5420.00	4	664.25
DON MIXON JNR	USA	2780.00	2400.00	5180.00	5	671.50
GAVIN O'MAHONEY	AUS	2390.00	2770.00	5160.00	6	669.08
JOHN STEKELENBURG	AUS	2260.00	2620.00	4880.00	7	632.85
WILLIAM FARRELL	USA	2440.00	1840.00	4280.00	8	589.37
RUSS CONOLEY	USA	1910.00	2150.00	4060.00	9	519.32
PETER SMYTH	AUS	2290.00	1510.00	3800.00	10	553.14
GLEN SHEATH	AUS	1480.00	1370.00	2850.00	11	357.49
RICHARD REYNOLDS	NZ	1360.00	1410.00	2770.00	12	340.58
MIKE THOMAS	GB	1330.00	-	1330.00	13=	321.26
IAN RAMSAY	NETH	1330.00	-	1330.00	13=	321.26
CHRIS HARRIS	GB	1280.00	-	1280.00	15=	309.18
RICHARD MAINWARING	GB	1280.00	-	1280.00	15=	309.18
MASSIMO CRESPI	ITA	1190.00	-	1190.00	17	287.44
GARRY ELLICOTT	NZ	1130.00	-	1130.00	18=	272.95
FRANK REYNOLDS	NZ	1130.00	-	1130.00	18=	272.95
ROBERT GROEN	NZ	1060.00	-	1060.00	20	256.04
FLORENT CARMIN	FRA	970.00	-	970.00	21	234.30
VAUGHAN COX	NZ	950.00	-	950.00	22	229.47
GEORG WIMMER	AUT	930.00	-	930.00	23	224.64
RICHARD CROSSLAND	GB	920.00	-	920.00	24	222.22
ENZO MOLINARI	ITA	910.00	-	910.00	25	219.81
ROBERT TEUREZBACHER	NETH	900.00	-	900.00	26	217.39
SEPP KAISERGRUBER	AUT	870.00	-	870.00	27	210.14
FRED GROEN	NZ	800.00	-	800.00	28=	193.24
WARREN HERBERT	NZ	800.00	-	800.00	28=	193.24
DAVID NUTT	GB	780.00	-	780.00	30	188.41
BRIAN HARRIS	GB	730.00	-	730.00	31	176.33
ALAN GOGGIN	GB	700.00	-	700.00	32	169.08
DAN STEEL	CAN	670.00	-	670.00	33=	161.84
LOIS RADERBAUER	AUT	670.00	-	670.00	33=	161.84
ALLAN BEYENS	BEL	650.00	-	650.00	35	157.00
JOHN FRANCOIS FISCHER	SWZ	620.00	-	620.00	36	149.76
LAURIENT ALBISATI	SWZ	600.00	-	600.00	37	144.93
PETER HACKERT	FRG	580.00	-	580.00	38	140.10
ROWLAND MCGABHAM	IRE	490.00	-	490.00	39	118.36
ROB STEVENS	NETH	360.00	-	360.00	40	86.96
KEVIN TOMSETT	CAN	130.00	-	130.00	41	31.40

Stew McDonald

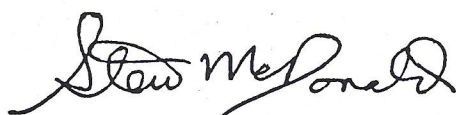
CHIEF JUDGE
Stew McDonald

Joyce Cox

CHIEF CALCULATOR
Joyce Cox

MENS DIVISIONWAKE SLALOM - EVENT RESULT

<u>COMPETITOR</u>	<u>COUNTRY</u>	<u>PRELIM</u>	<u>FINAL</u>	<u>TOTAL</u>	<u>PLACE</u>	<u>OVERALL</u>
RON SCARPA	USA	1195.00	1195.00	2390.00	1	995.83
MIKE SIEPEL	USA	1185.00	1170.00	2355.00	2	987.5
DON MIXON JNR	USA	1200.00	1080.00	2280.00	3	1000.00
GAVIN O'MAHONEY	AUS	1140.00	1130.00	2270.00	4	950.00
PETER WELLHAM	AUS	1100.00	1115.00	2215.00	5	929.17
JOHN STRASSER	USA	1050.00	1105.00	2155.00	6	920.83
RUSS CONOLEY	USA	1000.00	1115.00	2115.00	7	929.17
WILLIAM FARRELL	USA	1060.00	1050.00	2110.00	8	883.33
JOHN STEKELENBURG	AUS	1060.00	1040.00	2100.00	9	883.33
CHRIS HARRIS	GB	900.00	1035.00	1935.00	10	862.5
RICHARD REYNOLDS	NZ	920.00	825.00	1745.00	11	766.67
ENZO MOLINARI	ITA	880.00	540.00	1420.00	12	733.33
FRED GROEN	NZ	860.00			13	716.67
MASSIMO CRESPI	ITA	845.00			14	704.17
PETER SMYTH	AUS	840.00			15	700.00
BRIAN HARRIS	GB	835.00			16	695.83
RICHARD MAINWARING	GB	820.00			17	683.33
SEPP KAISERGRUBER	AUT	760.00			18	633.33
ALAIN BEYENS	BEL	745.00			19	620.83
ROBERT GROEN	NZ	730.00			20=	608.33
GLEN SHEATH	AUS	730.00			20=	608.33
ROB STEVENS	NETH	610.00			22	508.33
DAVID NUTT	GB	600.00			23	500.00
LAURIENT ALBISATI	SWZ	590.00			24=	491.67
WARREN HERBERT	NZ	590.00			24=	491.67
VAUGHAN COX	NZ	560.00			26	466.67
MIKE THOMAS	GB	550.00			27	458.33
FLORENT CARMIN	FRA	545.00			28	454.17
RICHARD CROSSLAND	GB	535.00			29	445.83
KEVIN TOMSETT	CAN	480.00			30	400.00
FRANK REYNOLDS	NZ	470.00			31=	391.67
GARY ELLICOTT	NZ	470.00			31=	391.67
ALAN GOGGIN	GB	460.00			33	383.33
IAN RAMSAY	NETH	420.00			34	350.00
ROBERT TEUREZBACHER	NETH	410.00			35	341.67
DAN STEEL	CAN	350.00			36	291.67
PETER HACKERT	FRG	310.00			37	258.33
GEORG WIMMER	AUT	290.00			38=	241.67
JOHN FRANCOIS FISCHER	SWZ	290.00			38=	241.67
ROWLAND McGABHAN	IRL	180.00			40	150.00
LOIS RADERBAUER	AUT	120.00			41	100.00



CHIEF JUDGE
Stew McDonald



CHIEF CALCULATOR
Joyce Cox

CANBERRA, AUSTRALIA, JANUARY, 1985

MENS DIVISION

START METHOD - EVENT RESULT

<u>COMPETITOR</u>	<u>COUNTRY</u>	<u>PRELIM</u>	<u>FINAL</u>	<u>TOTAL</u>	<u>PLACE</u>	<u>OVERALL</u>
GAVIN O'MAHONEY	AUS	620.00	620.00	1240.00	1	500.00
PETER WELLHAM	AUS	620.00	620.00	1240.00	2 T	500.00
RON SCARPA	USA	620.00	620.00	1240.00	2 T	500.00
CHRIS HARRIS	GB	620.00	620.00	1240.00	2 T	500.00
RICHARD REYNOLDS	NZ	620.00	620.00	1240.00	2 T	500.00
RUSS CONOLEY	USA	620.00	620.00	1240.00	2 T	500.00
MIKE SIEPEL	USA	620.00	620.00	1240.00	2 T	500.00
JOHN STRASSER	USA	620.00	620.00	1240.00	2 T	500.00
GARRY ELLICOT	NZ	620.00	620.00	1240.00	2 T	500.00
FRANK REYNOLDS	NZ	559.00	559.00	1118.00	2 T	500.00
WILLIAM FARRELL	USA	620.00	315.00	935.00	10	450.8
JOHN STEKELENBURG	AUS	620.00	40.00	660.00	11	500.00
MIKE THOMAS	GB	375.00		375.00	12	500.00
DON MIXON JNR	USA	315.00		315.00	13	302.42
GLEN SHEATH	AUS	315.00		315.00	14=	254.03
PETER SMYTH	AUS	315.00		315.00	14=	254.03
FRED GROEN	NZ	305.00		305.00	14=	254.03
ROBERT TEUREZBACHER	NETH	265.00		265.00	17	245.97
RICHARD MAINWARING	GB	244.00		244.00	18	213.71
ROB STEVENS	NETH	225.00		225.00	19	196.77
LOIS RADERBAUER	AUT	215.00		215.00	20	181.45
DAVID NUTT	GB	210.00		210.00	21	173.38
ROBERT GROEN	NZ	204.00		204.00	22	338.71
VAUGHAN COX	NZ	194.00		194.00	23	164.52
ALAN GOGGIN	GB	155.00		155.00	24	156.45
WARREN HERBERT	NZ	145.00		145.00	25	125.00
RICHARD CROSSLAND	GB	145.00		145.00	26=	116.93
MASSIMO CRESPI	ITA	118.00		118.00	26=	116.93
ROLAND McGABHAN	IRL	70.00		70.00	28	95.16
IAN RAMSAY	NETH	70.00		70.00	29=	56.45
SEPP KAISERGRUBER	AUT	70.00		70.00	29=	56.45
KEVIN TOMSETT	CAN	70.00		70.00	29=	56.45
JOHN FRANCOIS FISCHER	SWZ	70.00		70.00	29=	56.45
BRIAN HARRIS	GB	70.00		70.00	29=	56.45
ALAIN BEYENS	BEL	40.00		40.00	29=	56.45
PETER HACKERT	FRG	0.00		0.00	35	32.26
FLORENT CARMIN	FRA	0.00		0.00		
LAURIENT ALBISATI	SWZ	0.00		0.00		
GEORG WIMMER	AUT	0.00		0.00		
ENZO MOLINARI	ITA	0.00		0.00		
DAN STEEL	CAN	0.00		0.00		

Stew McDonald

CHIEF JUDGE
Stew McDonald

CHIEF CALCULATOR
Joyce Cox

Joyce Cox

MENS DIVISIONJUMP - EVENT RESULT

<u>COMPETITOR</u>	<u>COUNTRY</u>	<u>PRELIM</u>	<u>FINAL</u>	<u>TOTAL</u>	<u>PLACE</u>	<u>OVERALL</u>
PETER WELLHAM	AUS	17.7	17.9	35.6	1	983.47
RUSS CONOLEY	USA	16.8	18.1	34.9	2	1000.00
GAVIN O'MAHONEY	AUS	16.8	18.0	34.8	3	991.74
PETER SMYTH	AUS	16.4	17.7	34.1	4	966.94
RON SCARPA	AUS	16.5	17.4	33.9	5	942.15
JOHN STEKELENBURG	AUS	15.7	17.5	33.2	6	950.41
MIKE SEIPEL	USA	16.4	16.0	32.4	7	859.50
DON MIXON JNR	USA	14.5	15.9	30.4	8	818.18
GLEN SHEATH	AUS	15.5	14.6	30.1	9	785.12
JOHN STRASSER	USA	14.7	14.6	29.3	10	719.01
WARREN HERBERT	NZ	14.5	14.3	28.8	11	702.48
IAN RAMSEY	NETH	14.6	14.1	28.7	12	710.74
ROB TEUREZBACHER	NETH	14.6	-	14.6	13	710.74
ALAIN BEYENS	BEL	14.3	-	14.3	14	685.95
WILLIAM FARRELL	USA	14.1	-	14.1	15	669.42
ROBERT GROEN	NZ	14.0	-	14.0	16=	661.16
RICHARD MAINWARING	GB	14.0	-	14.0	16=	661.16
GARRY ELLICOT	NZ	13.8	-	13.8	18	644.63
VAUGHAN COX	NZ	13.6	-	13.6	19=	628.10
FRED GROEN	NZ	13.6	-	13.6	19=	628.10
FRANK REYNOLDS	NZ	13.3	-	13.3	21	603.31
ENZO MOLINARI	ITA	13.2	-	13.2	22=	595.04
RICHARD REYNOLDS	NZ	13.2	-	13.2	22=	595.04
LAURENT ALBISATI	SWZ	13.0	-	13.0	24	578.51
FLORENT CARMIN	FRA	12.8	-	12.8	25	561.98
RICHARD CROSSLAND	GB	12.3	-	12.3	26	520.66
JOHN FRANCOIS FISCHER	SWZ	11.9	-	11.9	27=	487.60
CHRIS HARRIS	GB	11.9	-	11.9	27=	487.60
LOIS RADERBAUER	AUT	11.8	-	11.8	29=	479.34
DAN STEEL	CAN	11.8	-	11.8	29=	479.34
MIKE THOMAS	GB	11.8	-	11.8	29=	479.34
ROWLAND McGABHAN	IRL	11.0	-	11.0	32	413.22
MASSIMO CRESPI	ITA	10.7	-	10.7	33	388.43
BRIAN HARRIS	GB	9.9	-	9.9	34	322.31
KEVIN TOMSETT	CAN	9.3	-	9.3	35	272.73
DAVID NUTT	GB	9.2	-	9.2	36=	264.46
PETER HACKERT	FRG	9.2	-	9.2	36=	264.46
ROB STEVENS	NETH	8.7	-	8.7	38	223.14
ALAN GOGGIN	GB	8.1	-	8.1	39	173.55
SEPP KAISERGRUBER	AUT	0.0	-	0.0		
GEORG WIMMER	AUT	0.0	-	0.0		

Stew McDonald

CHIEF JUDGE
Stew McDonald

J Cox

CHIEF CALCULATOR
Joyce Cox

WOMENS DIVISION

OVERALL RESULTS

<u>COMPETITOR</u>	<u>COUNTRY</u>	<u>START METHOD</u>	<u>WAKE SLALOM</u>	<u>TRICKS</u>	<u>PLACE</u>	<u>OVERALL</u>
KIM LAMPARD	AUS	500.00	982.76	830.51	1	2313.27
DEBBIE PUGH	AUS	475.32	827.59	1000.00	2	2302.91
BRONWYN McCASKILL	AUS	202.6	1000.00	689.27	3	1891.86
JENNIFER CALLERI	USA	279.22	781.61	587.57	4	1648.40
LORI POWELL	USA	58.44	701.15	666.67	5	1426.26
LEANNE SOWRY	NZ	279.22	419.54	559.32	6	1258.08
MICHELLE DOHERTY	GB	90.91	367.82	418.08	7	876.81
JANNA HUYGHE	BEL	51.95	264.37	418.08	8	734.40

Stew McDonald

CHIEF JUDGE
Stew McDonald

Joyce Cox

CHIEF CALCULATOR
Joyce Cox

CANBERRA, AUSTRALIA, JANUARY, 1985

WOMENS DIVISION

TRICKS - EVENT RESULT

<u>COMPETITOR</u>	<u>COUNTRY</u>	<u>PRELIM</u>	<u>FINAL</u>	<u>TOTAL</u>	<u>PLACE</u>	<u>OVERALL</u>
DEBBIE PUGH	AUS	1450.00	1770.00	3220.00	1	1000.00
KIM LAMPARD	AUS	1470.00	1160.00	2630.00	2	830.51
LORI POWELL	USA	930.00	1180.00	2110.00	3	666.67
LEANNE SOWRY	NZ	910.00	990.00	1900.00	4	559.32
JENNIFER CALLERI	USA	660.00	1040.00	1700.00	5	587.57
JANNA HUYGHE	BEL	740.00	740.00	1480.00	6	418.08
BRONWYN McCASKILL	AUS	1220.00	-	1220.00	7=	689.27
MICHELLE DOHERTY	GB	480.00	740.00	1220.00	7=	418.08

Stew McDonald

CHIEF JUDGE
Stew McDonald

CHIEF CALCULATOR
Joyce Cox

J.Cox.

4TH WORLD BAREFOOT WATER SKI CHAMPIONSHIPS

CANBERRA, AUSTRALIA, JANUARY, 1985

WOMENS DIVISION

WAKE SLALOM - EVENT RESULT

<u>COMPETITOR</u>	<u>COUNTRY</u>	<u>PRELIM</u>	<u>FINAL</u>	<u>TOTAL</u>	<u>PLACE</u>	<u>OVERALL</u>
KIM LAMPARD	AUS	800.00	855.00	1655.00	1	982.76
BRONWYN McCASKILL	AUS	870.00	590.00	1460.00	2	1000.00
DEBBIE PUGH	AUS	590.00	720.00	1310.00	3	827.59
JENNIFER CALLERI	USA	680.00	615.00	1295.00	4	781.61
LORI POWELL	USA	530.00	610.00	1140.00	5	701.15
LEANNE SOWRY	NZ	365.00	350.00	715.00	6	419.54
MICHELLE DOHERTY	GB	320.00	250.00	570.00	7	367.82
JANNA HUYGHE	BEL	160.00	230.00	390.00	8	264.37

Stew McDonald

CHIEF JUDGE
Stew McDonald

CHIEF CALCULATOR
Joyce Cox

Joyce Cox

4TH WORLD BAREFOOT WATER SKI CHAMPIONSHIPS

CANBERRA, AUSTRALIA, JANUARY, 1985

WOMENS DIVISION

START METHOD - EVENT RESULT

<u>COMPETITOR</u>	<u>COUNTRY</u>	<u>PRELIM</u>	<u>FINAL</u>	<u>TOTAL</u>	<u>PLACE</u>	<u>OVERALL</u>
KIM LAMPARD	AUS	385.00	180.00	565.00	1	500.00
JENNIFER CALLERI	USA	210.00	215.00	425.00	2	279.22
DEBBIE PUGH	AUS	56.00	366.00	422.00	3	475.32
LEANNE SOWRY	NZ	215.00	70.00	285.00	4	279.22
BRONWYN McCASKILL	AUS	80.00	156.00	236.00	5	202.60
MICHELLE DOHERTY	GB	40.00	70.00	110.00	6	90.91
LORI POWELL	USA	45.00	-	45.00	7	58.44
JANNA HUYGHE	BEL	40.00	-	40.00	8	51.95



CHIEF JUDGE
Stew McDonald

CHIEF CALCULATOR
Joyce Cox

