

26. – 31. August 1986

Kelheim/Donau · West-Germany



5 BARFUSS WASSERSKI WELTMEISTER SCHAFTEN

Auf nach Bayern



Kresch


Offizielles Zugboot

boot

PARTNER DES WASSERSPORTS

CASAD

offizielle



Befreiungshalle Kelheim · Halle der Eröffnungsfeier
Hall of the opening-ceremony

TEAM - RESULTS.

| RANG | C O U N T R Y | POINTS |
|------|---------------|----------|
| 1 | UNITED STATES | 10676,76 |
| 2 | AUSTRALIA | 10359,30 |
| 3 | GREAT BRITIAN | 6624,96 |
| 4 | NEW ZEALAND | 6250,80 |
| 5 | NETHERLANDS | 4774,53 |
| 6 | ITALY | 4682,22 |
| 7 | GERMANY | 3804,94 |
| 8 | FRANCE | 3312,20 |
| 9 | AUSTRIA | 3187,08 |
| 10 | CANADA | 2479,99 |
| 11 | SWITZERLAND | 1739,87 |
| 12 | BELGIUM | 1318,86 |
| 13 | SWEDEN | 695,77 |
| 14 | DENMARK | 577,44 |

PHILIPS - COMPUTER

CHIEF JUDGE



PETER BICKERSTAFF

CALCULATOR



GILLIAN HILL

14.45


31.8.86.

OVERALL - RESULTS
WOMENS - DIVISION
31.08.86

| PL. | N A M E | NAT | SLALOM | TRICKS | JUMP | OVERALL |
|-----|---------------------|-----|---------|---------|------|---------|
| 01 | Lampard, Kim | AUS | 1000,00 | 1000,00 | | 2000,00 |
| 02 | Pugh, Debbie | AUS | 898,40 | 959,60 | | 1858,00 |
| 03 | Powell, Lori | USA | 802,14 | 1000,00 | | 1802,14 |
| 04 | Doherty, Michelle | GBR | 438,50 | 606,06 | | 1044,56 |
| 05 | May, Shelly | NZL | 213,90 | 444,44 | | 658,34 |
| 06 | Mansdorfer, Adriane | FRG | 385,03 | 242,42 | | 627,45 |
| 07 | Aureli, Alessandra | ITA | 224,60 | 196,97 | | 421,57 |
| 08 | Stevens, Liesbeth | NED | 128,34 | 186,87 | | 315,21 |
| 09 | Cromwell, Karyn | CAN | 181,82 | 111,11 | | 292,93 |


PHILIPS - COMPUTER

CHIEF JUDGE



PETER BICKERSTAFF

CHIEF CALCULATOR



GILLIAN HILL

1450


31.8.86.

TRICKS - EVENT RESULT.
WOMENS - DIVISION
31.08.86

| PL. | SKNR | N A M E | NAT | PRELIM | FINAL | TOTAL | OVERALL |
|-----|------|---------------------|-----|---------|---------|---------|---------|
| 01 | 004 | Lampard, Kim | AUS | 1980,00 | 1940,00 | 3920,00 | 1000,00 |
| 02 | 078 | Powell, Lori | USA | 1980,00 | 1830,00 | 3810,00 | 1000,00 |
| 03 | 001 | Pugh, Debbie | AUS | 1640,00 | 1900,00 | 3540,00 | 959,60 |
| 04 | 045 | Doherty, Michelle | GBR | 1100,00 | 1200,00 | 2300,00 | 606,06 |
| 05 | 069 | May, Shelly | NZL | 590,00 | 880,00 | 1470,00 | 444,44 |
| 06 | 039 | Mansdorfer, Adriane | FRG | 480,00 | 400,00 | 880,00 | 242,42 |
| 07 | 058 | Stevens, Liesbeth | NED | 370,00 | 370,00 | 740,00 | 186,87 |
| 08 | 055 | Aureli, Alessandra | ITA | 390,00 | 180,00 | 570,00 | 196,97 |
| 09 | 025 | Cromwell, Karyn | CAN | 220,00 | | 220,00 | 111,11 |

PHILIPS - COMPUTER

CHIEF JUDGE



PETER BICKERSTAFF

CHIEF CALCULATOR



GILLIAN HILL


1140
31-886

WAKE - SLALOM - EVENT RESULT.
WOMENS - DIVISION
31.08.86

| PL. | SKNR | N A M E | NAT | PRELIM | FINAL | TOTAL | OVERALL |
|-----|------|---------------------|-----|--------|--------|---------|---------|
| 01 | 004 | Lampard, Kim | AUS | 730,00 | 935,00 | 1665,00 | 1000,00 |
| 02 | 001 | Pugh, Debbie | AUS | 820,00 | 840,00 | 1660,00 | 898,40 |
| 03 | 078 | Powell, Lori | USA | 700,00 | 750,00 | 1450,00 | 802,14 |
| 04 | 045 | Doherty, Michelle | GBR | 410,00 | 370,00 | 780,00 | 438,50 |
| 05 | 039 | Mansdorfer, Adriane | FRG | 300,00 | 360,00 | 660,00 | 385,03 |
| 06 | 055 | Aureli, Alessandra | ITA | 210,00 | 200,00 | 410,00 | 224,60 |
| 07 | 025 | Cromwell, Karyn | CAN | 165,00 | 170,00 | 335,00 | 181,82 |
| 08 | 069 | May, Shelly | NZL | 200,00 | 110,00 | 310,00 | 213,90 |
| 09 | 058 | Stevens, Liesbeth | NED | 120,00 | | 120,00 | 128,34 |

PHILIPS - COMPUTER

CHIEF JUDGE



PETER BICKERSTAFF

CHIEF CALCULATOR



GILLIAN HILL

1452

31.8.86

JUMP - EVENT RESULT.
WOMENS - DIVISION
31.08.86

| PL. | SKNR | N A M E | NAT | PRELIM | FINAL | TOTAL | OVERALL |
|-----|------|--------------------|-----|--------|-------|-------|---------|
| 01 | 045 | Doherty,Michelle | GBR | 8,90 | 8,70 | 17,60 | 0,00 |
| 02 | 078 | Powell,Lori | USA | 8,20 | 8,20 | 16,40 | 0,00 |
| 03 | 069 | May,Shelly | NZL | 8,30 | 7,40 | 15,70 | 0,00 |
| 04 | 039 | Mansdorfer,Adriane | FRG | 7,10 | | 7,10 | 0,00 |

PHILIPS - COMPUTER

CHIEF JUDGE



PETER BICKERSTAFF

CHIEF CALCULATOR



GILLIAN HILL

1650

31.8.86

OVERALL - RESULTS
MENS - DIVISION
31.08.86

| PL. | N A M E | NAT | SLALOM | TRICKS | JUMP | OVERALL |
|-----|------------------------|-----|---------|---------|---------|---------|
| 01 | Seipel, Michael | USA | 859,50 | 1000,00 | 853,15 | 2712,65 |
| 02 | Scarpa, Ron | USA | 1000,00 | 933,03 | 699,30 | 2632,33 |
| 03 | Wellham, Peter | AUS | 987,60 | 831,41 | 727,27 | 2546,28 |
| 04 | O'Mahoney, Gavin | AUS | 909,09 | 602,77 | 1000,00 | 2511,86 |
| 05 | Powell, Rick | USA | 867,77 | 893,76 | 629,37 | 2390,90 |
| 06 | Strasser, John | USA | 917,36 | 720,55 | 699,30 | 2337,21 |
| 07 | Dwyer, Dodd | AUS | 904,96 | 607,39 | 706,29 | 2218,64 |
| 08 | Conoley, Russ | USA | 673,55 | 614,32 | 846,15 | 2134,02 |
| 09 | Harris, Chris | GBR | 677,69 | 381,06 | 916,08 | 1974,83 |
| 10 | Sands, Brett | AUS | 917,36 | 422,63 | 622,38 | 1962,37 |
| 11 | Reynolds, Richards | NZL | 826,45 | 454,97 | 559,44 | 1840,86 |
| 12 | Mainwaring, Richard | GBR | 661,16 | 330,25 | 762,24 | 1753,65 |
| 13 | Teurezbacher, Robert | NED | 669,42 | 411,09 | 629,37 | 1709,88 |
| 14 | Runstrom, Damon | NZL | 442,15 | 355,66 | 755,24 | 1553,05 |
| 15 | Smyth, Peter | AUS | 363,64 | 397,23 | 713,29 | 1474,16 |
| 16 | Old, Peter | NZL | 574,38 | 344,11 | 524,48 | 1442,97 |
| 17 | Weston-Green, Kelvin | AUS | 508,26 | 217,09 | 643,36 | 1368,71 |
| 18 | Gilardoni, Paolo | ITA | 578,51 | 207,85 | 573,43 | 1359,79 |
| 19 | Crespi, Massimo | ITA | 528,93 | 168,59 | 566,43 | 1263,95 |
| 20 | Aartsen, Evert | NED | 462,81 | 210,16 | 580,42 | 1253,39 |
| 21 | Mc Donald, Mark | NZL | 619,83 | 277,14 | 349,65 | 1246,62 |
| 22 | Crossland, Richard | GBR | 495,87 | 249,42 | 391,61 | 1136,90 |
| 23 | Nutt, David | GBR | 388,43 | 265,59 | 482,52 | 1136,54 |
| 24 | Tellier, Thierry | FRA | 413,22 | 131,64 | 573,43 | 1118,29 |
| 25 | Harris, Brian | GBR | 504,13 | 224,02 | 223,78 | 951,93 |
| 26 | Hamminck, Peter | NED | 504,13 | 219,40 | 216,78 | 940,31 |
| 27 | Ramsey, Ian | GBR | 132,23 | 353,35 | 454,55 | 940,13 |
| 28 | Sileghem, Bart | BEL | 487,60 | 210,16 | 223,78 | 921,54 |
| 29 | Mansdorfer, Dieter | FRG | 272,73 | 233,26 | 412,59 | 918,58 |
| 30 | Molinari, Enzo | ITA | 301,65 | 127,02 | 461,54 | 890,21 |
| 31 | Wimmer, Georg | AUT | 289,26 | 191,69 | 398,60 | 879,55 |
| 32 | Bencina, Eckhard | FRG | 214,88 | 272,52 | 384,62 | 872,02 |
| 33 | Cordell, Mike | NZL | 371,90 | 194,00 | 279,72 | 845,62 |
| 34 | Bavorowsky, Peter | AUT | 442,15 | 235,57 | 167,83 | 845,55 |
| 35 | Moser, Mario | FRG | 355,37 | 205,54 | 251,75 | 812,66 |
| 36 | Robbe, Thorsten | FRG | 264,46 | 256,35 | 279,72 | 800,53 |
| 37 | Vincenzi, Mauro | ITA | 314,05 | 237,88 | 230,77 | 782,70 |
| 38 | Waldbauer, Sepp | FRG | 285,12 | 200,92 | 293,71 | 779,75 |
| 39 | Fischer, Jean Francois | SWI | 289,26 | 200,92 | 272,73 | 762,91 |
| 40 | Kaisergruber, Sepp | AUT | 442,15 | 143,19 | 160,84 | 746,18 |

PHILIPS - COMPUTER

CHIEF JUDGE

CHIEF CALCULATOR




OVERALL - RESULTS
 MENS - DIVISION
 31.08.86

| PL. | N A M E | NAT | SLALOM | TRICKS | JUMP | OVERALL |
|-----|---------------------|-----|--------|--------|--------|---------|
| 41 | Steel, Dan | CAN | 280,99 | 228,64 | 230,77 | 740,40 |
| 42 | Stevens, Rob | NED | 140,50 | 258,66 | 328,67 | 727,83 |
| 43 | Raderbauer, Alois | AUT | 165,29 | 207,85 | 342,66 | 715,80 |
| 44 | Persson, Roland | SWE | 272,73 | 129,33 | 293,71 | 695,77 |
| 45 | Smol, Kick | NED | 148,76 | 214,78 | 314,69 | 678,23 |
| 46 | Körper, Heiner | FRG | 148,76 | 265,59 | 251,75 | 666,10 |
| 47 | Häcker, Peter | FRG | 371,90 | 184,76 | 83,92 | 640,58 |
| 48 | Subert, Guido | ITA | 190,08 | 205,54 | 244,76 | 640,38 |
| 49 | Combier, Eric | FRA | 181,82 | 157,04 | 265,73 | 604,59 |
| 50 | Bourassa, Norman | CAN | 206,61 | 127,02 | 237,76 | 571,39 |
| 51 | Wilson, Niel | CAN | 107,44 | 187,07 | 223,78 | 518,29 |
| 52 | Bobillier, Philippe | FRA | 136,36 | 110,85 | 265,73 | 512,94 |
| 53 | Neury, Norbert | SWI | 132,23 | 129,33 | 244,76 | 506,32 |
| 54 | Gray, Richard | CAN | 157,02 | 159,35 | 146,85 | 463,22 |
| 55 | Katz, Bob | CAN | 181,82 | 133,95 | 132,87 | 448,64 |
| 56 | Hausmann, Teddy | SWI | 66,12 | 212,47 | 104,90 | 383,49 |
| 57 | Chester, Clive | NZL | 107,44 | 122,40 | 125,87 | 355,71 |

PHILIPS - COMPUTER

CHIEF JUDGE



PETER BICKERSTAFF

CHIEF CALCULATOR



GILLIAN HILL

1610

31-8-86.

WAKE - SLALOM - EVENT RESULT.
MENS - DIVISION
30.08.86

| PL. | SKNR | N A M E | NAT | PRELIM | FINAL | TOTAL | OVERALL |
|-----|------|------------------------|-----|---------|---------|---------|---------|
| 01 | 080 | Scarpa, Ron | USA | 1210,00 | 1210,00 | 2420,00 | 1000,00 |
| 02 | 077 | Mixon, Don | USA | 1170,00 | 1150,00 | 2320,00 | 966,94 |
| 03 | 008 | Sands, Brett | AUS | 1075,00 | 1110,00 | 2185,00 | 917,36 |
| 04 | 006 | O'Mahoney, Gavin | AUS | 1100,00 | 1040,00 | 2140,00 | 909,09 |
| 05 | 003 | Wellham, Peter | AUS | 1195,00 | 910,00 | 2105,00 | 987,60 |
| 06 | 005 | Dwyer, Dodd | AUS | 1095,00 | 975,00 | 2070,00 | 904,96 |
| 07 | 082 | Strasser, John | USA | 1110,00 | 950,00 | 2060,00 | 917,36 |
| | 079 | Powell, Rick | USA | 1010,00 | 1050,00 | 2060,00 | 867,77 |
| 09 | 081 | Seipel, Michael | USA | 1010,00 | 1040,00 | 2050,00 | 859,50 |
| 10 | 063 | Reynolds, Richards | NZL | 965,00 | 1000,00 | 1965,00 | 826,45 |
| 11 | 040 | Harris, Chris | GBR | 820,00 | 660,00 | 1480,00 | 677,69 |
| 12 | 076 | Forgiana, Punky | USA | 840,00 | | 840,00 | 694,21 |
| 13 | 075 | Conoley, Russ | USA | 815,00 | | 815,00 | 673,55 |
| 14 | 056 | Teurezbacher, Robert | NED | 810,00 | | 810,00 | 669,42 |
| 15 | 028 | Carmin, Florent | FRA | 805,00 | | 805,00 | 665,29 |
| 16 | 041 | Mainwaring, Richard | GBR | 800,00 | | 800,00 | 661,16 |
| 17 | 066 | Mc Donald, Mark | NZL | 750,00 | | 750,00 | 619,83 |
| 18 | 052 | Gilardoni, Paolo | ITA | 700,00 | | 700,00 | 578,51 |
| 19 | 067 | Old, Peter | NZL | 695,00 | | 695,00 | 574,38 |
| 20 | 048 | Crespi, Massimo | ITA | 640,00 | | 640,00 | 528,93 |
| 21 | 007 | Weston-Green, Kelvin | AUS | 615,00 | | 615,00 | 508,26 |
| 22 | 042 | Harris, Brian | GBR | 610,00 | | 610,00 | 504,13 |
| | 061 | Hamminck, Peter | NED | 610,00 | | 610,00 | 504,13 |
| 24 | 043 | Crossland, Richard | GBR | 600,00 | | 600,00 | 495,87 |
| 25 | 017 | Sileghem, Bart | BEL | 590,00 | | 590,00 | 487,60 |
| 26 | 060 | Aartsen, Evert | NED | 560,00 | | 560,00 | 462,81 |
| 27 | 064 | Runstrom, Damon | NZL | 535,00 | | 535,00 | 442,15 |
| | 009 | Kaisergruber, Sepp | AUT | 535,00 | | 535,00 | 442,15 |
| | 012 | Bavorowsky, Peter | AUT | 535,00 | | 535,00 | 442,15 |
| 30 | 029 | Tellier, Thierry | FRA | 500,00 | | 500,00 | 413,22 |
| 31 | 044 | Nutt, David | GBR | 470,00 | | 470,00 | 388,43 |
| 32 | 065 | Cordell, Mike | NZL | 450,00 | | 450,00 | 371,90 |
| | 033 | Häcker, Peter | FRG | 450,00 | | 450,00 | 371,90 |
| 34 | 002 | Smyth, Peter | AUS | 440,00 | | 440,00 | 363,64 |
| 35 | 034 | Moser, Mario | FRG | 430,00 | | 430,00 | 355,37 |
| 36 | 054 | Vincenzi, Mauro | ITA | 380,00 | | 380,00 | 314,05 |
| 37 | 049 | Molinari, Enzo | ITA | 365,00 | | 365,00 | 301,65 |
| 38 | 072 | Fischer, Jean Francois | SWI | 350,00 | | 350,00 | 289,26 |
| | 011 | Wimmer, Georg | AUT | 350,00 | | 350,00 | 289,26 |
| 40 | 037 | Waldbauer, Sepp | FRG | 345,00 | | 345,00 | 285,12 |

PHILIPS - COMPUTER

CHIEF JUDGE

CHIEF CALCULATOR

[Handwritten signature]
18210


[Handwritten signature]
11 00

WAKE - SLALOM - EVENT RESULT.
 MENS - DIVISION
 30.08.86

| PL. | SKNR | N A M E | NAT | PRELIM | FINAL | TOTAL | OVERALL |
|-----|------|---------------------|-----|--------|-------|--------|---------|
| 41 | 021 | Steel, Dan | CAN | 340,00 | | 340,00 | 280,99 |
| 42 | 035 | Mansdorfer, Dieter | FRG | 330,00 | | 330,00 | 272,73 |
| | 070 | Persson, Roland | SWE | 330,00 | | 330,00 | 272,73 |
| 44 | 036 | Robbe, Thorsten | FRG | 320,00 | | 320,00 | 264,46 |
| 45 | 024 | Jackson, Chris | CAN | 270,00 | | 270,00 | 223,14 |
| 46 | 038 | Bencina, Eckhard | FRG | 260,00 | | 260,00 | 214,88 |
| 47 | 051 | Lucini, Flavio | ITA | 250,00 | | 250,00 | 206,61 |
| | 022 | Bourassa, Norman | CAN | 250,00 | | 250,00 | 206,61 |
| 49 | 050 | Subert, Guido | ITA | 230,00 | | 230,00 | 190,08 |
| | 027 | Rasmussen, Jesper | DAN | 230,00 | | 230,00 | 190,08 |
| 51 | 019 | Katz, Bob | CAN | 220,00 | | 220,00 | 181,82 |
| | 030 | Combier, Eric | FRA | 220,00 | | 220,00 | 181,82 |
| | 026 | Petersen, Bjarne | DAN | 220,00 | | 220,00 | 181,82 |
| 54 | 010 | Raderbauer, Alois | AUT | 200,00 | | 200,00 | 165,29 |
| 55 | 020 | Gray, Richard | CAN | 190,00 | | 190,00 | 157,02 |
| 56 | 059 | Smol, Kick | NED | 180,00 | | 180,00 | 148,76 |
| | 032 | Körper, Heiner | FRG | 180,00 | | 180,00 | 148,76 |
| | 014 | Breitler, Arno | AUT | 180,00 | | 180,00 | 148,76 |
| 59 | 057 | Stevens, Rob | NED | 170,00 | | 170,00 | 140,50 |
| | 023 | Issenman, Gerald | CAN | 170,00 | | 170,00 | 140,50 |
| | 016 | Bal, Nico | BEL | 170,00 | | 170,00 | 140,50 |
| 62 | 031 | Bobillier, Philippe | FRA | 165,00 | | 165,00 | 136,36 |
| 63 | 046 | Ramsey, Ian | GBR | 160,00 | | 160,00 | 132,23 |
| | 074 | Neury, Norbert | SWI | 160,00 | | 160,00 | 132,23 |
| | 062 | Pootjes, Jack | NED | 160,00 | | 160,00 | 132,23 |
| 66 | 013 | Lettner, Herbert | AUT | 140,00 | | 140,00 | 115,70 |
| 67 | 068 | Chester, Clive | NZL | 130,00 | | 130,00 | 107,44 |
| | 018 | Wilson, Niel | CAN | 130,00 | | 130,00 | 107,44 |
| 69 | 015 | de Ridder, Armand | BEL | 90,00 | | 90,00 | 74,38 |
| 70 | 073 | Hausmann, Teddy | SWI | 80,00 | | 80,00 | 66,12 |
| 71 | 071 | Hofer, Dieter | SWI | 30,00 | | 30,00 | 24,79 |

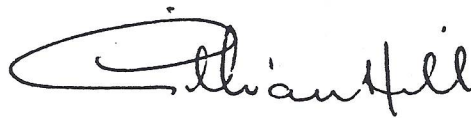
PHILIPS - COMPUTER

CHIEF JUDGE



PETER BICKERSTAFF

CHIEF CALCULATOR




GILLIAN HILL

TRICKS - EVENT RESULT.
MENS - DIVISION
31.08.86

| PL. | SKNR | N A M E | NAT | PRELIM | FINAL | TOTAL | OVERALL |
|-----|------|----------------------|-----|---------|---------|---------|---------|
| 01 | 081 | Seipel, Michael | USA | 3760,00 | 4330,00 | 8090,00 | 1000,00 |
| 02 | 080 | Scarpa, Ron | USA | 4040,00 | 3840,00 | 7880,00 | 933,03 |
| 03 | 079 | Powell, Rick | USA | 3800,00 | 3870,00 | 7670,00 | 893,76 |
| 04 | 003 | Wellham, Peter | AUS | 3600,00 | 3570,00 | 7170,00 | 831,41 |
| 05 | 082 | Strasser, John | USA | 2810,00 | 3120,00 | 5930,00 | 720,55 |
| 06 | 077 | Mixon, Don | USA | 3440,00 | 2330,00 | 5770,00 | 794,46 |
| 07 | 075 | Conoley, Russ | USA | 2120,00 | 2660,00 | 4780,00 | 614,32 |
| 08 | 006 | O'Mahoney, Gavin | AUS | 2610,00 | 2150,00 | 4760,00 | 602,77 |
| 09 | 005 | Dwyer, Dodd | AUS | 1980,00 | 2630,00 | 4610,00 | 607,39 |
| 10 | 063 | Reynolds, Richards | NZL | 1800,00 | 1970,00 | 3770,00 | 454,97 |
| 11 | 028 | Carmin, Florent | FRA | 1780,00 | 1700,00 | 3480,00 | 411,09 |
| 12 | 008 | Sands, Brett | AUS | 1830,00 | 1250,00 | 3080,00 | 422,63 |
| 13 | 056 | Teurezbacher, Robert | NED | 1780,00 | 880,00 | 2660,00 | 411,09 |
| 14 | 002 | Smyth, Peter | AUS | 1720,00 | | 1720,00 | 397,23 |
| 15 | 040 | Harris, Chris | GBR | 1650,00 | | 1650,00 | 381,06 |
| 16 | 064 | Runstrom, Damon | NZL | 1540,00 | | 1540,00 | 355,66 |
| 17 | 046 | Ramsey, Ian | GBR | 1530,00 | | 1530,00 | 353,35 |
| 18 | 067 | Old, Peter | NZL | 1490,00 | | 1490,00 | 344,11 |
| 19 | 041 | Mainwaring, Richard | GBR | 1430,00 | | 1430,00 | 330,25 |
| 20 | 066 | Mc Donald, Mark | NZL | 1200,00 | | 1200,00 | 277,14 |
| 21 | 038 | Bencina, Eckhard | FRG | 1180,00 | | 1180,00 | 272,52 |
| 22 | 044 | Nutt, David | GBR | 1150,00 | | 1150,00 | 265,59 |
| | 032 | Körper, Heiner | FRG | 1150,00 | | 1150,00 | 265,59 |
| 24 | 057 | Stevens, Rob | NED | 1120,00 | | 1120,00 | 258,66 |
| 25 | 036 | Robbe, Thorsten | FRG | 1110,00 | | 1110,00 | 256,35 |
| 26 | 043 | Crossland, Richard | GBR | 1080,00 | | 1080,00 | 249,42 |
| 27 | 062 | Pootjes, Jack | NED | 1070,00 | | 1070,00 | 247,11 |
| 28 | 054 | Vincenzi, Mauro | ITA | 1030,00 | | 1030,00 | 237,88 |
| | 053 | Avanzini, Riccardo | ITA | 1030,00 | | 1030,00 | 237,88 |
| 30 | 012 | Bavorowsky, Peter | AUT | 1020,00 | | 1020,00 | 235,57 |
| 31 | 035 | Mansdorfer, Dieter | FRG | 1010,00 | | 1010,00 | 233,26 |
| 32 | 021 | Steel, Dan | CAN | 990,00 | | 990,00 | 228,64 |
| 33 | 042 | Harris, Brian | GBR | 970,00 | | 970,00 | 224,02 |
| 34 | 061 | Hamminck, Peter | NED | 950,00 | | 950,00 | 219,40 |
| 35 | 007 | Weston-Green, Kelvin | AUS | 940,00 | | 940,00 | 217,09 |
| 36 | 059 | Smol, Kick | NED | 930,00 | | 930,00 | 214,78 |
| 37 | 073 | Hausmann, Teddy | SWI | 920,00 | | 920,00 | 212,47 |
| 38 | 060 | Aartsen, Evert | NED | 910,00 | | 910,00 | 210,16 |
| | 017 | Sileghem, Bart | BEL | 910,00 | | 910,00 | 210,16 |
| 40 | 052 | Gilardonni, Paolo | ITA | 900,00 | | 900,00 | 207,85 |

PHILIPS - COMPUTER

CHIEF JUDGE



CHIEF CALCULATOR




TRICKS - EVENT RESULT.
MENS - DIVISION
31.08.86

| PL. | SKNR | N A M E | NAT | PRELIM | FINAL | TOTAL | OVERALL |
|-----|------|------------------------|-----|--------|-------|--------|---------|
| | 010 | Raderbauer, Alois | AUT | 900,00 | | 900,00 | 207,85 |
| 42 | 050 | Subert, Guido | ITA | 890,00 | | 890,00 | 205,54 |
| | 034 | Moser, Mario | FRG | 890,00 | | 890,00 | 205,54 |
| 44 | 037 | Waldbauer, Sepp | FRG | 870,00 | | 870,00 | 200,92 |
| | 072 | Fischer, Jean Francois | SWI | 870,00 | | 870,00 | 200,92 |
| 46 | 065 | Cordell, Mike | NZL | 840,00 | | 840,00 | 194,00 |
| 47 | 011 | Wimmer, Georg | AUT | 830,00 | | 830,00 | 191,69 |
| 48 | 018 | Wilson, Niel | CAN | 810,00 | | 810,00 | 187,07 |
| 49 | 033 | Häcker, Peter | FRG | 800,00 | | 800,00 | 184,76 |
| 50 | 024 | Jackson, Chris | CAN | 750,00 | | 750,00 | 173,21 |
| 51 | 048 | Crespi, Massimo | ITA | 730,00 | | 730,00 | 168,59 |
| 52 | 020 | Gray, Richard | CAN | 690,00 | | 690,00 | 159,35 |
| 53 | 030 | Combier, Eric | FRA | 680,00 | | 680,00 | 157,04 |
| 54 | 009 | Kaisergruber, Sepp | AUT | 620,00 | | 620,00 | 143,19 |
| 55 | 019 | Katz, Bob | CAN | 580,00 | | 580,00 | 133,95 |
| 56 | 029 | Tellier, Thierry | FRA | 570,00 | | 570,00 | 131,64 |
| 57 | 074 | Neury, Norbert | SWI | 560,00 | | 560,00 | 129,33 |
| | 070 | Persson, Roland | SWE | 560,00 | | 560,00 | 129,33 |
| 59 | 049 | Molinari, Enzo | ITA | 550,00 | | 550,00 | 127,02 |
| | 022 | Bourassa, Norman | CAN | 550,00 | | 550,00 | 127,02 |
| 61 | 026 | Petersen, Bjarne | DAN | 540,00 | | 540,00 | 124,71 |
| 62 | 068 | Chester, Clive | NZL | 530,00 | | 530,00 | 122,40 |
| 63 | 013 | Lettner, Herbert | AUT | 520,00 | | 520,00 | 120,09 |
| 64 | 016 | Bal, Nico | BEL | 490,00 | | 490,00 | 113,16 |
| 65 | 031 | Bobillier, Philippe | FRA | 480,00 | | 480,00 | 110,85 |
| 66 | 027 | Rasmussen, Jesper | DAN | 350,00 | | 350,00 | 80,83 |
| 67 | 014 | Breitler, Arno | AUT | 310,00 | | 310,00 | 71,59 |
| 68 | 015 | de Ridder, Armand | BEL | 300,00 | | 300,00 | 69,28 |
| 69 | 071 | Hofer, Dieter | SWI | 270,00 | | 270,00 | 62,36 |
| 70 | 023 | Issenman, Gerald | CAN | 70,00 | | 70,00 | 16,17 |

PHILIPS - COMPUTER

CHIEF JUDGE



PETER BICKERSTAFF

CHIEF CALCULATOR



GILLIAN HILL


1430. 31/8/86.

JUMP - EVENT RESULT.
MENS - DIVISION
31.08.86

| PL. | SKNR | N A M E | NAT | PRELIM | FINAL | TOTAL | OVERALL |
|-----|------|------------------------|-----|--------|-------|-------|---------|
| 01 | 006 | O'Mahoney, Gavin | AUS | 18,50 | 20,30 | 38,80 | 1000,00 |
| 02 | 075 | Conoley, Russ | USA | 17,70 | 18,10 | 35,80 | 846,15 |
| 03 | 040 | Harris, Chris | GBR | 19,10 | 16,20 | 35,30 | 916,08 |
| 04 | 081 | Seipel, Michael | USA | 15,80 | 18,20 | 34,00 | 853,15 |
| 05 | 064 | Runstrom, Damon | NZL | 16,80 | 15,70 | 32,50 | 755,24 |
| | 003 | Wellham, Peter | AUS | 16,40 | 16,10 | 32,50 | 727,27 |
| 07 | 041 | Mainwaring, Richard | GBR | 15,20 | 16,90 | 32,10 | 762,24 |
| 08 | 002 | Smyth, Peter | AUS | 16,20 | 15,50 | 31,70 | 713,29 |
| | 080 | Scarpa, Ron | USA | 16,00 | 15,70 | 31,70 | 699,30 |
| 10 | 005 | Dwyer, Dodd | AUS | 15,40 | 16,10 | 31,50 | 706,29 |
| | 082 | Strasser, John | USA | 16,00 | 15,50 | 31,50 | 699,30 |
| 12 | 007 | Weston-Green, Kelvin | AUS | 15,20 | | 15,20 | 643,36 |
| 13 | 079 | Powell, Rick | USA | 15,00 | | 15,00 | 629,37 |
| | 056 | Teurezbacher, Robert | NED | 15,00 | | 15,00 | 629,37 |
| 15 | 008 | Sands, Brett | AUS | 14,90 | | 14,90 | 622,38 |
| 16 | 060 | Aartsen, Evert | NED | 14,30 | | 14,30 | 580,42 |
| 17 | 029 | Tellier, Thierry | FRA | 14,20 | | 14,20 | 573,43 |
| | 052 | Gilardoni, Paolo | ITA | 14,20 | | 14,20 | 573,43 |
| 19 | 048 | Crespi, Massimo | ITA | 14,10 | | 14,10 | 566,43 |
| 20 | 063 | Reynolds, Richards | NZL | 14,00 | | 14,00 | 559,44 |
| 21 | 076 | Forgiana, Punky | USA | 13,90 | | 13,90 | 552,45 |
| 22 | 067 | Old, Peter | NZL | 13,50 | | 13,50 | 524,48 |
| 23 | 044 | Nutt, David | GBR | 12,90 | | 12,90 | 482,52 |
| 24 | 051 | Lucini, Flavio | ITA | 12,70 | | 12,70 | 468,53 |
| 25 | 049 | Molinari, Enzo | ITA | 12,60 | | 12,60 | 461,54 |
| 26 | 046 | Ramsey, Ian | GBR | 12,50 | | 12,50 | 454,55 |
| 27 | 035 | Mansdorfer, Dieter | FRG | 11,90 | | 11,90 | 412,59 |
| 28 | 011 | Wimmer, Georg | AUT | 11,70 | | 11,70 | 398,60 |
| 29 | 043 | Crossland, Richard | GBR | 11,60 | | 11,60 | 391,61 |
| 30 | 038 | Bencina, Eckhard | FRG | 11,50 | | 11,50 | 384,62 |
| 31 | 066 | Mc Donald, Mark | NZL | 11,00 | | 11,00 | 349,65 |
| 32 | 010 | Raderbauer, Alois | AUT | 10,90 | | 10,90 | 342,66 |
| 33 | 057 | Stevens, Rob | NED | 10,70 | | 10,70 | 328,67 |
| 34 | 059 | Smol, Kick | NED | 10,50 | | 10,50 | 314,69 |
| 35 | 037 | Waldbauer, Sepp | FRG | 10,20 | | 10,20 | 293,71 |
| | 070 | Persson, Roland | SWE | 10,20 | | 10,20 | 293,71 |
| 37 | 065 | Cordell, Mike | NZL | 10,00 | | 10,00 | 279,72 |
| | 036 | Robbe, Thorsten | FRG | 10,00 | | 10,00 | 279,72 |
| 39 | 072 | Fischer, Jean Francois | SWI | 9,90 | | 9,90 | 272,73 |
| 40 | 030 | Combier, Eric | FRA | 9,80 | | 9,80 | 265,73 |

PHILIPS - COMPUTER

CHIEF JUDGE



CHIEF CALCULATOR




JUMP - EVENT RESULT.
MENS - DIVISION
31.08.86

| PL. | SKNR | N A M E | NAT | PRELIM | FINAL | TOTAL | OVERALL |
|-----|------|---------------------|-----|--------|-------|-------|---------|
| | 031 | Bobillier, Philippe | FRA | 9,80 | | 9,80 | 265,73 |
| 42 | 034 | Moser, Mario | FRG | 9,60 | | 9,60 | 251,75 |
| | 032 | Körper, Heiner | FRG | 9,60 | | 9,60 | 251,75 |
| 44 | 050 | Subert, Guido | ITA | 9,50 | | 9,50 | 244,76 |
| | 074 | Neury, Norbert | SWI | 9,50 | | 9,50 | 244,76 |
| 46 | 022 | Bourassa, Norman | CAN | 9,40 | | 9,40 | 237,76 |
| 47 | 021 | Steel, Dan | CAN | 9,30 | | 9,30 | 230,77 |
| | 054 | Vincenzi, Mauro | ITA | 9,30 | | 9,30 | 230,77 |
| 49 | 042 | Harris, Brian | GBR | 9,20 | | 9,20 | 223,78 |
| | 018 | Wilson, Niel | CAN | 9,20 | | 9,20 | 223,78 |
| | 017 | SiLeghem, Bart | BEL | 9,20 | | 9,20 | 223,78 |
| 52 | 061 | Hamminck, Peter | NED | 9,10 | | 9,10 | 216,78 |
| 53 | 012 | Bavorowsky, Peter | AUT | 8,40 | | 8,40 | 167,83 |
| 54 | 009 | Kaisergruber, Sepp | AUT | 8,30 | | 8,30 | 160,84 |
| 55 | 020 | Gray, Richard | CAN | 8,10 | | 8,10 | 146,85 |
| 56 | 053 | Avanzini, Riccardo | ITA | 8,00 | | 8,00 | 139,86 |
| 57 | 019 | Katz, Bob | CAN | 7,90 | | 7,90 | 132,87 |
| 58 | 068 | Chester, Clive | NZL | 7,80 | | 7,80 | 125,87 |
| 59 | 073 | Hausmann, Teddy | SWI | 7,50 | | 7,50 | 104,90 |
| 60 | 033 | Häcker, Peter | FRG | 7,20 | | 7,20 | 83,92 |
| 61 | 077 | Mixon, Don | USA | 0,00 | | 0,00 | 0,00 |
| | 071 | Hofer, Dieter | SWI | 0,00 | | 0,00 | 0,00 |
| | 062 | Pootjes, Jack | NED | 0,00 | | 0,00 | 0,00 |
| | 047 | Shaw, Julian | GBR | 0,00 | | 0,00 | 0,00 |
| | 028 | Carmin, Florent | FRA | 0,00 | | 0,00 | 0,00 |
| | 016 | Bal, Nico | BEL | 0,00 | | 0,00 | 0,00 |
| | 015 | de Ridder, Armand | BEL | 0,00 | | 0,00 | 0,00 |
| | 014 | Breitler, Arno | AUT | 0,00 | | 0,00 | 0,00 |
| | 013 | Lettner, Herbert | AUT | 0,00 | | 0,00 | 0,00 |

PHILIPS - COMPUTER

CHIEF JUDGE



PETER BICKERSTAFF





CHIEF CALCULATOR





GILLIAN HILL

1610

31.8.86





Wettkampfstrecke
in
Kelheim

Competition-
area
Kelheim

Barfuß Wasserski Sportverein BWS Kelheim/Donau e.V. · D-8420 Kelheim/Donau · Postfach 1529

