


1998 - April 20-26 - Liverpool, Sydney, Australia - 11<sup>th</sup> open World Championships



Chief judge: Oscar "Foot" Mann USA  
 Assistant Chief Judge: Claire Willard NZL  
 Chief scorer: Jean Crossland GBR  
 Homologator: Brian Price AUS

Team scores:

- |                  |       |
|------------------|-------|
| 1. U.S.A         | 8 492 |
| 2. AUSTRALIA     | 8 472 |
| 3. SOUTH AFRICA  | 7 479 |
| 4. FRANCE        | 6 767 |
| 5. NEW ZEALAND   | 5 618 |
| 6. CANADA        | 5 102 |
| 7. GREAT BRITAIN | 4 987 |
| 8. GERMANY       | 4 477 |
| 9. NETHERLANDS   | 4 012 |
| 10. ITALY        | 3 595 |
| 11. NORWAY       | 2 105 |
| 12. SWEDEN       | 1 989 |
| 13. BELGIUM      | 1 298 |

Men's division


slalom	1. St Onge Keith	USA	2. Sands Brett	AUS	3. Derry Ken	AUS
tricks	1. Scarpa Ron	USA	2. Wehner Patrick	FRA	3. Bowers Lane	USA
jump	1. Berger Evan	RSA	2. New Brett	AUS	3. Fleck Peter	USA
overall	1. Scarpa Ron	USA	2. Wehner Patrick	FRA	3. St Onge Keith	USA

Women's division

slalom	1. De Villiers Nadine	RSA	2. Winslow Christine	USA	3. Dodgson Sharon	AUS
tricks	1. Dodgson Sharon	AUS	2. De Villiers Nadine	RSA	3. Winslow Christine	USA
jump	1. De Villiers Nadine	RSA	2. Dodgson Sharon	AUS	3. Winslow Christine	USA
overall	1. Dodgson Sharon	AUS	2. De Villiers Nadine	RSA	3. Winslow Christine	USA



men tricks



Keith St Onge and his father



women tricks



Evan Berger

1999 - August 18-22, Houston, Texas, USA

**1999 3rd World Junior Barefoot Waterskiing Championships & 1999 Inaugural Senior Barefoot Waterskiing Championships**

August 18-22, 1999 • Terramare Lakes • Houston Texas U.S.A.



Chief judge: Sue Carne NZL  
 Chief scorer: Romain Gilot BEL  
 Homologator: Oscar "Foot" Mann USA



**1<sup>st</sup> senior World Championships**

*Team scores:*

- |                  |       |
|------------------|-------|
| 1. U.S.A.        | 5 902 |
| 2. AUSTRALIA     | 4 566 |
| 3. NEW ZEALAND   | 4 428 |
| 4. FRANCE        | 3 508 |
| 5. GERMANY       | 3 002 |
| 6. CANADA        | 2 542 |
| 7. GREAT BRITAIN | 2 498 |
| 8. SOUTH AFRICA  | 1 724 |



senior men overall



senior women overall

*Men's division*

- |         |                      |     |                      |     |                    |     |
|---------|----------------------|-----|----------------------|-----|--------------------|-----|
| slalom  | 1. Valenti Joe       | USA | 2. Stekelenburg John | AUS | 3. Farrell William | USA |
| tricks  | 1. Stekelenburg John | AUS | 2. Salber Michael    | USA | 3. Farrell William | USA |
| jump    | 1. Stekelenburg John | AUS | 2. Oakes Gary        | NZL | 3. Fremin Tom      | USA |
| overall | 1. Stekelenburg John | AUS | 2. Farrell William   | USA | 3. Salber Michael  | USA |

*Women's division*

- |         |                     |     |                       |     |                     |     |
|---------|---------------------|-----|-----------------------|-----|---------------------|-----|
| slalom  | 1. Dunod Françoise  | FRA | 2. Kleine-Nathland R. | GER | 3. Burio Piskura L. | USA |
| tricks  | 1. Burio Piskura L. | USA | 2. Farrell Dawn       | USA | 3. Dunod Françoise  | FRA |
| jump    | 1. Dunod Françoise  | FRA | 2. Honsinger Jan      | USA | 3. Burio Piskura L. | USA |
| overall | 1. Burio Piskura L. | USA | 2. Dunod Françoise    | FRA | 3. Farrell Dawn     | USA |

**3<sup>rd</sup> junior World Championships**

*Team scores:*

- |                  |       |
|------------------|-------|
| 1. SOUTH AFRICA  | 5 150 |
| 2. U.S.A.        | 5 040 |
| 3. AUSTRALIA     | 4 303 |
| 4. GREAT BRITAIN | 4 097 |
| 5. NEW ZEALAND   | 3 438 |
| 6. GERMANY       | 3 031 |
| 7. CANADA        | 2 341 |
| 8. FRANCE        | 1 452 |
| 9. SWEDEN        | 184   |



girls overall



boys overall

*Boys division*

- |         |                  |     |                      |     |                  |     |
|---------|------------------|-----|----------------------|-----|------------------|-----|
| slalom  | 1. Gregory Terry | GER | 2. Ransom Graham     | RSA | 3. Small David   | GBR |
| tricks  | 1. O'Neill Peter | AUS | 2. Lindeque Peter-J. | RSA | 3. Small David   | GBR |
| jump    | 1. Wright Matt   | USA | 2. Lamanna Jason     | USA | 3. Gregory Terry | GER |
| overall | 1. Small David   | GBR | 2. Gregory Terry     | GER | 3. O'Neill Peter | AUS |

*Girls division*

- |         |                       |     |                     |     |                     |     |
|---------|-----------------------|-----|---------------------|-----|---------------------|-----|
| slalom  | 1. De Villiers Nadine | RSA | 2. Soubliere Nikole | USA | 3. Shewmaker Ashley | USA |
| tricks  | 1. De Villiers Nadine | RSA | 2. Shewmaker Ashley | USA | 3. Begell Katie     | USA |
| jump    | 1. De Villiers Nadine | RSA | 2. Soubliere Nikole | USA | 3. Shewmaker Ashley | USA |
| overall | 1. De Villiers Nadine | RSA | 2. Shewmaker Ashley | USA | 3. Chabot Karine    | CAN |

2000 - August 21-25, Fergus Falls, Minnesota, USA - 12<sup>th</sup> open World Championships



Chief judge:	Franz Kirsch	GER
Assistant Chief Judge:	Dale Stevens	USA
Chief scorer:	Brian Price	AUS
Homologator:	Geoff Davis	AUS

*Team scores:*

1. U.S.A	8 717
2. AUSTRALIA	7 622
3. SOUTH AFRICA	6 516
4. ITALY	6 401
5. FRANCE	6 213
6. CANADA	5 573
7. NEW ZEALAND	5 395
8. GERMANY	5 079
9. GREAT BRITAIN	4 415
10. NETHERLANDS	3 729
11. NORWAY	3 198
12. SWEDEN	2 468
13. BELGIUM	2 453
14. AUSTRIA	1 480

*Men's division*

slalom	1. Lee Jason	USA	2. Kretchman Jon	USA	3. Scarpa Ron	USA
tricks	1. Scarpa Ron	USA	2. Bowers Lane	USA	3. Sands Brett	AUS
jump	1. Scarpa Ron	USA	2. Bowers Lane	USA	3. Colosio Mamo	ITA
overall	1. Scarpa Ron	USA	2. St Onge Keith	USA	3. Bowers Lane	USA

*Women's division*

slalom	1. De Villiers Nadine	RSA	2. George Rachel	USA	3. Fielding Desmene	AUS
tricks	1. De Villiers Nadine	RSA	2. George Rachel	USA	3. Begell Katie	USA
jump	1. De Villiers Nadine	RSA	2. Valerio Elisa	ITA	3. George Rachel	USA
overall	1. De Villiers Nadine	RSA	2. George Rachel	USA	3. Halasz Gizella	AUS



men slalom



Ron Scarpa



women jump



men slalom boat parade



men overall



Chief judge: Dale Stevens USA  
 Chief scorer: Marga Lindeque RSA  
 Homologator: Brian Price AUS

**4<sup>th</sup> junior World Championships**

*Team scores:*

1. U.S.A.	5 694
2. SOUTH AFRICA	4 901
3. AUSTRALIA	4 515
4. NEW ZEALAND	3 755
5. CANADA	3 096
6. GERMANY	890
7. JAPAN	331



Andre de Villiers



Michael Caruso

*Boys division*

slalom	1. Caruso Michael	USA	2. De Villiers Andre	RSA	3. Pye Brandon	USA
tricks	1. De Villiers Andre	RSA	2. Caruso Michael	USA	3. Forge Nathan	AUS
jump	1. Caruso Michael	USA	2. Mahan Colt	USA	3. Howes Calvin	RSA
overall	1. Caruso Michael	USA	2. De Villiers Andre	RSA	3. Pye Brandon	USA

*Girls division*

slalom	1. Wright Nerissa	AUS	2. Shewmaker Ashley	USA	3. Heather Niki	AUS
tricks	1. Shewmaker Ashley	USA	2. Heather Niki	AUS	3. Reed Tammy	NZL
jump	1. Shewmaker Ashley	USA	2. Heather Niki	AUS	3. Reed Tammy	NZL
overall	1. Shewmaker Ashley	USA	2. Reed Tammy	NZL	3. Heather Niki	AUS

**2<sup>nd</sup> senior World Championships**

*Team scores:*

1. AUSTRALIA	5 697
2. U.S.A.	5 311
3. NEW ZEALAND	4 518
4. FRANCE	2 315
5. SOUTH AFRICA	2 208
6. SWEDEN	2 170
7. CANADA	1 936
8. GERMANY	1 529



Australian team



women slalom

*Men's division*

slalom	1. Farrell William	USA	2. Stekelenburg John	AUS	3. Groen Fred	NZL
tricks	1. Farrell William	USA	2. Stekelenburg John	AUS	3. Salber Michael	USA
jump	1. Groen Fred	NZL	2. Oakes Gary	NZL	3. Wark Warren	AUS
overall	1. Farrell William	USA	2. Stekelenburg John	AUS	3. Groen Fred	NZL

*Women's division*

slalom	1. Morse Sherri	USA	2. Halasz Gizella	AUS	3. Legac Corinne	FRA
tricks	1. Halasz Gizella	AUS	2. Eggert Andrea	USA	3. Morse Sherri	USA
jump	1. Halasz Gizella	AUS	2. Eggert Andrea	USA	3. Morse Sherri	USA
overall	1. Halasz Gizella	AUS	2. Eggert Andrea	USA	3. Morse Sherri	USA

2002 - August 20-25, Wallsee, Austria - 13<sup>th</sup> open World Championships

Chief judge: Brian Price AUS  
 Assistant Chief Judge: Hilmar Wehner FRA  
 Chief scorer: Richard Gray CAN  
 Homologator: Enrico Cohen BEL

logo is missing

Team scores:

- 1. U.S.A. 8 487
- 2. SOUTH AFRICA 7 790
- 3. AUSTRALIA 7 241
- 4. ITALY 6 069
- 5. FRANCE 5 812
- 6. GREAT BRITAIN 5 338
- 7. GERMANY 5 068
- 8. NETHERLANDS 4 155
- 9. CANADA 3 798
- 10. AUSTRIA 3 546
- 11. NORWAY 2 128
- 12. LUXEMBURG 530
- 13. HUNGARY 356

Men's division

slalom	1. St Onge Keith	USA	2. Lee Jason	USA	3. Scarpa Ron	USA
tricks	1. Wehner Patrick	FRA	2. St Onge Keith	USA	3. Small David	GBR
jump	1. Small David	GBR	2. Colosio Massim.	ITA	3. New Brett	AUS
overall	1. Small David	GBR	2. St Onge Keith	USA	3. Wehner Patrick	FRA

Women's division

slalom	1. De Villiers Nadine	RSA	2. George Rachel	USA	3. Halasz Gizella	AUS
tricks	1. De Villiers Nadine	RSA	2. George Rachel	USA	3. Halasz Gizella	AUS
jump	1. De Villiers Nadine	RSA	2. George Rachel	USA	3. Grønvik Kirsten	NOR
overall	1. De Villiers Nadine	RSA	2. George Rachel	USA	3. Halasz Gizella	AUS



2003 - October 7-12, Winter Haven, Florida, U.S.A.



Chief judge: Claire Willard NZL  
 Chief scorer: Anne Josserand FRA  
 Homologator: Doug Rufenacht USA



5<sup>th</sup> junior World Championships

Team scores:

1. U.S.A.	5 711
2. AUSTRALIA	5 625
3. SOUTH AFRICA	5 230
4. NEW ZEALAND	4 295
5. GREAT BRITAIN	2 818
6. CANADA	2 021
7. NETHERLANDS	1 760
8. AUSTRIA	1 654
9. GERMANY	1 132
10. SWEDEN	407



Ashleigh Stebbeings



Andre de Villiers

Boys division

slalom	1. Wimmer Georg Jr	AUT	2. Morrison Alger	USA	3. Sam Heinrich	RSA
tricks	1. De Villiers Andre	RSA	2. Sam Heinrich	RSA	3. Morrison Alger	USA
jump	1. De Villiers Andre	RSA	2. Slood Leigh	AUS	3. Wright Brandon	AUS
overall	1. De Villiers Andre	RSA	2. Morrison Alger	USA	3. Sam Heinrich	RSA

Girls division

slalom	1. Wright Nerissa	AUS	2. Sternagle Stefanie	USA	3. Szwed Laura	USA
tricks	1. Stebbeings Ashleigh	AUS	2. Sternagle Stefanie	USA	3. Wright Nerissa	AUS
jump	1. Hamblyn Stephanie	NZL	2. Wright Nerissa	AUS	3. Ward Melanie	NZL
overall	1. Wright Nerissa	AUS	2. Sternagle Stefanie	USA	3. Stebbeings Ashleigh	AUS

3<sup>rd</sup> senior World Championships

Team scores:

1. U.S.A.	5 858
2. CANADA	4 642
3. AUSTRALIA	4 588
4. NEW ZEALAND	3 939
5. FRANCE	3 274
6. GERMANY	3 170
7. SWEDEN	2 783
8. GREAT BRITAIN	1 421
9. BELGIUM	1 302



Lane Bowers

Men's division

slalom	1. Farrell William	USA	2. Bowers Lane	USA	3. Nichols Billy	USA
tricks	1. Farrell William	USA	2. Bowers Lane	USA	3. Kanawyer Jerry	USA
jump	1. Bowers Lane	USA	2. Groen Fred	NZL	3. Salber Mike	USA
overall	1. Bowers Lane	USA	2. Farrell William	USA	3. Croteau Gordie	CAN

Women's division

slalom	1. Morse Sherri	USA	2. Legac Corinne	FRA	3. Eggert Andrea	USA
tricks	1. Halasz Gizella	AUS	2. Eggert Andrea	USA	3. Legac Corinne	FRA
jump	1. Scarpa Karyn	CAN	2. Eggert Andrea	USA	3. Groen Brenda	NZL
overall	1. Morse Sherri	USA	2. Eggert Andrea	USA	3. Scarpa Karyn	CAN

2004 - February 4-8, Mulwala, Australia - 14<sup>th</sup> open World Championships



Chief judge:	Dale Stevens	USA
Assistant Chief Judge:	John Price	AUS
Chief scorer:	Claire Willard	NZL
Homologator:	Oscar Mann	USA

*Team scores:*

1. U.S.A	7 946
2. AUSTRALIA	7 633
3. FRANCE	6 150
4. CANADA	5 630
5. NEW ZEALAND	5 555
6. ITALY	4 750
7. NORWAY	4 356
8. GREAT BRITAIN	2 901
9. SOUTH AFRICA	2 628
10. GERMANY	1 758
11. JAPAN	308

*Men's division*


slalom	1. Sands Brett	AUS	2. Derry Ken	AUS	3. St Onge Keith	USA
tricks	1. Small David	GBR	2. De Villiers Andre	RSA	3. St Onge Keith	USA
jump	1. Small David	GBR	2. New Brett	AUS	3. Bowers Lane	USA
overall	1. Small David	GBR	2. St Onge Keith	USA	3. De Villiers Andre	RSA

*Women's division*

slalom	1. George Rachel	USA	2. Grønvik Kirsten	NOR	3. Wright Nerissa	AUS
tricks	1. George Rachel	USA	2. Wright Nerissa	AUS	3. Grønvik Kirsten	NOR
jump	1. George Rachel	USA	2. Grønvik Kirsten	NOR	3. Hempleman Svenja	GER
overall	1. Halasz Gizella	AUS	2. George Rachel	USA	3. Grønvik Kirsten	NOR



Brett Sands & David Small



David Small

Chief judge: John Price AUS  
 Chief scorer: Leslie Bauser RSA  
 Homologator: Kobus Sprangenburg RSA

logo is missing

**6<sup>th</sup> junior World Championships**

Team scores:

1. AUSTRALIA	5 728
2. U.S.A.	5 115
3. SOUTH AFRICA	5 022
4. NEW ZEALAND	4 286
5. GREAT BRITAIN	2 453
6. CANADA	1 378
7. GERMANY	624
8. NETHERLANDS	253



Heinrich Sam



Ashleigh Stebbeings & Stephanie Hamblyn

*Boys division*

slalom	1. Blaauw Robert	AUS	2. Sam Heinrich	RSA	3. Morrison Alger	USA
tricks	1. Sam Heinrich	RSA	2. Crouch Brenton	AUS	3. Blaauw Robert	AUS
jump	1. Sam Heinrich	RSA	2. Taylor Michael	AUS	3. Morrison Alger	USA
overall	1. Sam Heinrich	RSA	2. Morrison Alger	USA	3. Blaauw Robert	AUS

*Girls division*

slalom	1. Stebbeings Ashleigh	AUS	2. Wright Nerissa	AUS	3. Hamblyn Stephanie	NZL
tricks	1. Stebbeings Ashleigh	AUS	2. Wright Nerissa	AUS	3. Szwed Laura	USA
jump	1. Stebbeings Ashleigh	AUS	2. Hamblyn Stephanie	NZL	3. Morrison Amy	USA
overall	1. Stebbeings Ashleigh	AUS	2. Wright Nerissa	AUS	3. Hamblyn Stephanie	NZL

**4<sup>th</sup> senior World Championships**

Team scores:

1. AUSTRALIA	5 853
2. U.S.A.	5 605
3. NEW ZEALAND	5 100
4. FRANCE	4 417
5. CANADA	4 347
6. GREAT BRITAIN	650



senior men slalom

*Men's division*

slalom	1. Failes Tim	AUS	2. Smith Cameron	AUS	3. Groen Robbie	NZL
tricks	1. Croteau Gordie	CAN	2. Salber Mike	USA	3. Smith Cameron	AUS
jump	1. Groen Fred	NZL	2. Salber Mike	USA	3. Smith Cameron	AUS
overall	1. Smith Cameron	AUS	2. Croteau Gordie	CAN	3. Salber Mike	USA

*Women's division*

slalom	1. Halasz Gizella	AUS	2. Morse Sherri	USA	3. Legac Corinne	FRA
tricks	1. Halasz Gizella	AUS	2. Eggert Andrea	USA	3. Groen Brenda	NZL
jump	1. Halasz Gizella	AUS	2. Groen Brenda	NZL	3. Eggert Andrea	USA
overall	1. Halasz Gizella	AUS	2. Morse Sherri	USA	3. Eggert Andrea	USA

2006 - September 9-17, Lake Silverado, Adna, USA



Chief judge:	Brian Price	AUS
Assistant Chief Judge:	Dale Stevens	USA
Chief scorer:	Marga Lindeque	RSA
Homologator:	Peter Taylor	AUS

15<sup>th</sup> open World Championships

Team scores

1. U.S.A.	8 514
2. AUSTRALIA	7 496
3. GREAT BRITAIN	6 931
4. SOUTH AFRICA	6 005
5. CANADA	5 719
6. NEW ZEALAND	5 616
7. FRANCE	5 609
8. GERMANY	4 460
9. FINLAND	2 632
10. ITALY	1 715
11. SWEDEN	1 170
12. IRELAND	1 037
13. NETHERLANDS	730



Men's division

slalom	1. St Onge Keith	USA	2. Bowers Lane	USA	3. Brzoza William	USA
tricks	1. St Onge Keith	USA	2. Small David	GBR	3. Mc Donald Paul	CAN
jump	1. Small David	GBR	2. De Villiers Andre	RSA	3. Bowers Lane	USA
overall	1. St Onge Keith	USA	2. Small David	GBR	3. Wehner Patrick	FRA

Women's division

slalom	1. Wright Nerissa	AUS	2. Normand Rachel	USA	3. Goldie Emily	GBR
tricks	1. Sherwood Jody	USA	2. Normand Rachel	USA	3. Szwed Laura	USA
jump	1. Normand Rachel	USA	2. Stebbeings Ashleigh	AUS	3. Goldie Emily	GBR
overall	1. Normand Rachel	USA	2. Stebbeings Ashleigh	AUS	3. Goldie Emily	GBR



## 7<sup>th</sup> junior World Championships

### Team scores

1. SOUTH AFRICA	5 250
2. U.S.A.	5 197
3. AUSTRALIA	5 061
4. GREAT BRITAIN	4 495
5. NEW ZEALAND	3 167
6. CANADA	2 829
7. IRELAND	1 318
8. ITALY	1 300
9. FRANCE	1 105
10. NETHERLANDS	935
11. GERMANY	884



### Boys division

slalom	1. Sam Heinrich	RSA	2. De Villiers Zane	RSA	3. Benoist Billy	USA
tricks	1. Benoist Billy	USA	2. Sam Heinrich	RSA	3. De Villiers Zane	RSA
jump	1. Sam Heinrich	RSA	2. Morrison Chris	USA	3. Groen Ryan	NZL
overall	1. Sam Heinrich	RSA	2. Benoist Billy	USA	3. Morrison Chris	USA

### Girls division

slalom	1. Heller Elaine	USA	2. Goldie Emily	GBR	3. Dickers Laura	AUS
tricks	1. Stebbeings Ashleigh	AUS	2. Goldie Emily	GBR	3. Dickers Laura	AUS
jump	1. Stebbeings Ashleigh	AUS	2. Heller Elaine	USA	3. Heller Shannon	USA
overall	1. Stebbeings Ashleigh	AUS	2. Heller Elaine	USA	3. Goldie Emily	GBR

## 5<sup>th</sup> senior World Championships

### Team scores

1. U.S.A.	5 856
2. AUSTRALIA	5 469
3. CANADA	4 295
4. FINLAND	3 985
5. FRANCE	2 300
6. ITALY	1 353
7. NEW ZEALAND	847



### Men's division

slalom	1. Croteau Gordie	CAN	2. Pegg Brad	USA	3. Stekelenburg John	AUS
tricks	1. Stekelenburg John	AUS	2. Heeney Brian	USA	3. Smith Cameron	AUS
jump	1. Stekelenburg John	AUS	2. Salber Michael	USA	3. Croteau Gordie	CAN
overall	1. Stekelenburg John	AUS	2. Salber Michael	USA	3. Aarsten Evert	FIN

### Women's division

slalom	1. Sherwood Jody	USA	2. Morse Sherri	USA	3. Farrell Dawn	USA
tricks	1. Sherwood Jody	USA	2. Eggert Andrea	USA	3. Hoffmann Theresa	USA
jump	1. Sherwood Jody	USA	2. Eggert Andrea	USA	3. Morse Sherri	USA
overall	1. Sherwood Jody	USA	2. Eggert Andrea	USA	3. Morse Sherri	USA





Chief judge:  
Assistant Chief Judge  
Chief scorer:  
Homologator:

Claire Willard  
Joe Malenfant  
John Boyd  
Terry Jones

NZL  
USA  
USA  
CAN

16<sup>th</sup> open World Championships

Team scores

1. U.S.A.	8 030
2. SOUTH AFRICA	7 711
3. AUSTRALIA	7 555
4. GREAT BRITAIN	6 324
5. CANADA	6 028
6. NEW ZEALAND	5 817
7. GERMANY	4 673
8. FRANCE	4 484
9. CHINA	3 491
10. SWEDEN	1 110
11. NETHERLANDS	952
12. FINLAND	323



Men's division

slalom	1. St Onge Keith	USA	2. Brzoza William	USA	3. Small David	GBR
tricks	1. Sam Heinrich	RSA	2. De Villiers Zane	RSA	3. St Onge Keith	USA
jump	1. Small David	GBR	2. St Onge Keith	USA	3. De Villiers Andre	RSA
overall	1. St Onge Keith	USA	2. Sam Heinrich	RSA	3. De Villiers Andre	RSA

Women's division

slalom	1. Stebbeings Ashleigh	AUS	2. Heller Elaine	USA	3. Szwed Laura	USA
tricks	1. Stebbeings Ashleigh	AUS	2. Heller Elaine	USA	3. Szwed Laura	USA
jump	1. Stebbeings Ashleigh	AUS	2. Heller Elaine	USA	3. O'Donnell Kelly	NZL
overall	1. Stebbeings Ashleigh	AUS	2. Heller Elaine	USA	3. Goldie Emily	GBR

women overall



men overall



## 8<sup>th</sup> junior World Championships

### Team scores

1. SOUTH AFRICA	5 281
2. AUSTRALIA	5 035
3. U.S.A.	4 480
4. NEW ZEALAND	4 065
5. CANADA	3 365
6. FRANCE	2 687
7. GREAT BRITAIN	1 749
8. NETHERLANDS	1 128
9. FINLAND	934



girls tricks



Heinrich Sam

### Boys division

slalom	1. Sam Heinrich	RSA
tricks	1. Sam Heinrich	RSA
jump	1. Sam Heinrich	RSA
overall	1. Sam Heinrich	RSA

2. Pressendo John	USA
2. Strydom Garth	RSA
2. Groen Ben	NZL
2. Strydom Garth	RSA

3. Strydom Garth	RSA
3. Kumlien Jamie	USA
3. Porreca A.J.	USA
3. Kumlien Jamie	USA

### Girls division

slalom	1. Stebbeings Ashleigh	AUS
tricks	1. Stebbeings Ashleigh	AUS
jump	1. Stebbeings Ashleigh	AUS
overall	1. Stebbeings Ashleigh	AUS

2. Heller Shannon	USA
2. Payne Samantha	AUS
2. Heller Shannon	USA
2. Heller Shannon	USA

3. Dickers Laura	AUS
3. Roberts Megan	AUS
3. Mc Donald Courtney	AUS
3. Rowland Caitlyn	CAN

## 6<sup>th</sup> senior World Championships

### Team scores

1. U.S.A.	5 589
2. AUSTRALIA	5 124
3. NEW ZEALAND	4 089
4. CANADA	3 891
5. FRANCE	3 373
6. FINLAND	2 639
7. GREAT BRITAIN	1 007



senior women slalom



senior men slalom

### Men's division

slalom	1. Towers Kevin	USA
tricks	1. Salber Michael	USA
jump	1. Towers Kevin	USA
overall	1. Salber Michael	USA

2. Salber Michael	USA
2. Towers Kevin	USA
2. Salber Michael	USA
2. Towers Kevin	USA

3. Kanawyer Jerry	USA
3. Kanawyer Jerry	USA
3. Croteau Gordie	CAN
3. Croteau Gordie	CAN

### Women's division

slalom	1. Towers Heather	USA
tricks	1. Halasz Gizella	AUS
jump	1. Eggert Andrea	USA
overall	1. Halasz Gizella	AUS

2. Halasz Gizella	AUS
2. Towers Heather	USA
2. Jones Teri	USA
2. Towers Heather	USA

3. Cederstrand Tenley	USA
3. Jones Teri	USA
3. Towers Heather	USA
3. Jones Teri	USA



senior & junior US teams



Ashleigh Stebbeings

2010 - August 8-15, Brandenburg, Germany



Chief judge: Joe Malenfant USA  
 Assistant Chief Judge: Rob Molenkamp HOL  
 Chief scorer: John Price AUS  
 Homologator: Oscar Foot Mann AUS

17<sup>th</sup> open World Championships

Team scores

1. U.S.A.	7 951
2. AUSTRALIA	7 582
3. SOUTH AFRICA	7 410
4. CANADA	6 372
5. GREAT BRITAIN	6 149
6. NEW ZEALAND	6 091
7. GERMANY	5 383
8. FRANCE	4 075
9. AUSTRIA	3 186
10. NETHERLANDS	3 124
11. ITALY	2 442
12. FINLAND	1 950
13. CHINA	1 082
14. IRLAND	717
15. KOREA	104



David Small



<i>Men's division</i>						
slalom	1. St Onge Keith	USA	2. Derry Ken	AUS	3. Small David	GBR
tricks	1. St Onge Keith	USA	2. Small David	GBR	3. Paige Brendan	AUS
jump	1. Small David	GBR	2. Gregory Terry	GER	3. Sam Heinrich	RSA
overall	1. Small David	GBR	2. St Onge Keith	USA	3. Sam Heinrich	RSA
<i>Women's division</i>						
slalom	1. Heller Elaine	USA	2. Koehler Ariana	USA	3. Hempelmann Svenja	GER
tricks	1. Roberts Megan	AUS	2. Stebbeings Ashleigh	AUS	3. Heller Elaine	USA
jump	1. Heller Elaine	USA	2. O'Donnell Kelly	NZL	3. Moynes Becky	CAN
overall	1. Heller Elaine	USA	2. Stebbeings Ashleigh	AUS	3. Szwed Laura	USA



Elaine Heller



Megan Roberts



Keith St Onge & David Small

## 9<sup>th</sup> junior World Championships

### Team scores

1. U.S.A.	5 521
2. AUSTRALIA	5 430
3. NEW ZEALAND	4 544
4. NETHERLANDS	4 179
5. CANADA	3 934
6. GREAT BRITAIN	3 448
7. SOUTH AFRICA	3 223
8. FINLAND	2 910
9. GERMANY	2 404
10. CHINA	1 553
11. FRANCE	825
12. AUSTRIA	684



### Boys division

slalom	1. Beattie Gavan	AUS	2. Arnel Darcy	AUS	3. Bauwens Pascal	RSA
tricks	1. Ebbert Cody	USA	2. Arnel Darcy	AUS	3. Molenkamp Rodney	HOL
jump	1. Arnel Darcy	AUS	2. Groen Tyler	NZL	3. Ebbert Cody	USA
overall	1. Arnel Darcy	AUS	2. Molenkamp Rodney	HOL	3. Beattie Gavan	AUS

### Girls division

slalom	1. Rowland Caitlyn	CAN	2. Groen Georgia	NZL	3. Bullard Hannah	GBR
tricks	1. Groen Georgia	NZL	2. Rowland Caitlyn	CAN	3. Roberts Megan	AUS
jump	1. Mc Donald Courtney	AUS	2. Groen Georgia	NZL	3. Koehler Ariana	USA
overall	1. Koehler Ariana	USA	2. Roberts Megan	AUS	3. Rowland Caitlyn	CAN

## 7<sup>th</sup> senior World Championships

### Team scores

1. AUSTRALIA	5 385
2. U.S.A.	5 318
3. GERMANY	4 593
4. CANADA	3 928
5. NEW ZEALAND	3 828
6. FINLAND	2 873
7. FRANCE	2 825
8. GREAT BRITAIN	2 713
9. AUSTRIA	1 545
10. KOREA	252



Senior men overall



Kim Rowswell

### Men's division

slalom	1. Derry Ken	AUS	2. Croteau Gordie	CAN	3. Aartsen Evert	FIN
tricks	1. Schwartz Don	CAN	2. Aartsen Evert	FIN	3. Kelly Bevan	NZL
jump	1. Kelly Bevan	NZL	2. Derry Ken	AUS	3. Daneker Adin	USA
overall	1. Kelly Bevan	NZL	2. Daneker Adin	USA	3. Derry Ken	AUS

### Women's division

slalom	1. Halasz Gizella	AUS	2. Towers Heather	USA	3. Kirsch Steffi	GER
tricks	1. Halasz Gizella	AUS	2. Towers Heather	USA	3. Anderson Betsy	USA
jump	1. Rowswell Kim	GBR	2. Kirsch Steffi	GER	3. Halasz Gizella	AUS
overall	1. Halasz Gizella	AUS	2. Towers Heather	USA	3. Kirsch Steffi	GER



USA junior & senior teams



German national teams



Chief judge:	Dale Stevens	USA
Assistant Chief Judge	Oscar "foot" Mann	AUS
Chief scorer:	Claire Willard	NZL
Homologator:	Brian Price	AUS
Chief driver:	Lewis Mc Nabb	NZL

18<sup>th</sup> open World Championships

Team scores

1. AUSTRALIA	8 343
2. U.S.A.	7 735
3. GREAT BRITAIN	6 476
4. NEW ZEALAND	6 299
5. CANADA	5 199
6. SOUTH AFRICA	4 611
7. NETHERLANDS	3 008
8. GERMANY	2 275
9. ITALY	2 024
10. FRANCE	1 816
11. CHINA	1 660
12. FINLAND	1 596
13. AUSTRIA	1 316



Keith St Onge (photo © Derris Lanier)



David Small

Men's division


slalom	1. St Onge Keith	USA	2. Derry Ken	AUS	3. Small David	GBR
					O'Neill Peter	AUS
tricks	1. St Onge Keith	USA	2. Small David	GBR	3. Paige Brendan	AUS
jump	1. Small David	GBR	2. O'Neill Peter	AUS	3. Marrinan Christopher	AUS
overall	1. Small David	GBR	2. St Onge Keith	USA	3. O'Neill Peter	AUS

Women's division


slalom	1. Stebbeings Ashleigh	AUS	2. Heller Elaine	USA	3. Rowland Caitlyn	CAN
tricks	1. Groen Georgia	NZL	2. Stebbeings Ashleigh	AUS	3. Pressendo Lisa	USA
jump	1. Stebbeings Ashleigh	AUS	2. Groen Georgia	NZL	3. Koehler Kailey	USA
overall	1. Stebbeings Ashleigh	AUS	2. Heller Elaine	USA	3. Groen Georgia	NZL



Ashleigh Stebbeings  
(photo © Derris Lanier)



Peter O'Neill  
(photo © Derris Lanier)



Lisa Pressendo  
(photo © Derris Lanier)

## 10<sup>th</sup> junior World Championships

### Team scores

1. AUSTRALIA	5 622
2. U.S.A.	4 845
3. NEW ZEALAND	4 529
4. SOUTH AFRICA	2 688
5. FINLAND	2 308
6. GREAT BRITAIN	2 111
7. GERMANY	2 053
8. CHINA	1 297
9. CANADA	1 101
10. MEXICO	162



Boys boat parade (photo © Derris Lanier)



Kailey Koehler (photo © Derris Lanier)

### Boys division

slalom	1. Derry Keenan	AUS	2. Jameson Ryan	USA	3. Franks Ben	AUS
tricks	1. Derry Keenan	AUS	2. Wilson Brayden	AUS	3. Franks Ben	AUS
jump	1. Aartsen Jr Evert	FIN	2. Franks Ben	AUS		
			Cargile Chandler	USA		
overall	1. Derry Keenan	AUS	2. Franks Ben	AUS	3. Jameson Ryan	USA

### Girls division

slalom	1. Groen Georgia	NZL	2. Pressendo Lisa	USA	3. Koehler Kailey	USA
tricks	1. Groen Georgia	NZL	2. Roberts Megan	AUS	3. Koehler Kailey	USA
jump	1. Groen Georgia	NZL	2. Mc Donald Courtney	AUS	3. Fitch Brooke	NZL
overall	1. Groen Georgia	NZL	2. Koehler Kailey	USA	3. Mc Donald Courtney	AUS



Keenan Derry (photo © Derris Lanier)



Georgia Groen

## 8<sup>th</sup> senior World Championships

### Team scores

1. AUSTRALIA	5 561
2. U.S.A.	5 152
3. CANADA	3 342
4. FINLAND	3 031
5. FRANCE	2 883
6. GREAT BRITAIN	2 401
7. GERMANY	2 182
8. NEW ZEALAND	2 128
9. SWEDEN	398
10. MEXICO	294



Senior men jump (photo © Derris Lanier)



Senior women tricks (photo © Derris Lanier)

### Men's division

slalom	1. Derry Ken	AUS	2. Stokes Paul	USA	3. Farrell William	USA
tricks	1. Farrell William	USA	2. Hetherington Brian	USA	3. Baumgartner Dan	USA
jump	1. Derry Ken	AUS	2. Fleck Peter	USA	3. Baumgartner Dan	USA
overall	1. Derry Ken	AUS	2. Baumgartner Dan	USA	3. Fleck Peter	USA

### Women's division

slalom	1. Kirsch Steffi	GER	2. Jones Teri	USA	3. Halasz Gizella	AUS
tricks	1. Halasz Gizella	AUS	2. Jones Teri	USA	3. Piskura Lorraine	USA
					Kirsch Steffi	GER
jump	1. Kirsch Steffi	GER	2. Halasz Gizella	AUS	3. Jones Teri	USA
overall	1. Halasz Gizella	AUS	2. Kirsch Steffi	GER	3. Jones Teri	USA