








2018 IWWF World Barefoot Water Ski Championships

12-18 August 2018

















Senior 1 Ladies Slalom Results

Homologation: World record

	Name	Country	Categ.	Prelims	Semi-final	Final	Overall
1	NORMAND Rachel	USA 	Se1 F	14.20	13.50		1000.00
2	HEMPELMANN Svenja	GER 	Se1 F	12.10	11.00		852.11
3	KIRSCH Steffi	GER 	Se1 F	11.20	10.70		788.73
4	LARSON JONES Teri	USA 	Se1 F	9.10	8.00		640.85
5	DAVIS Katina	AUS 	Se1 F	7.90			556.34
6	GILMAN Betsy	*USA 	Se1 F	7.20			507.04
7	HALL-BOURNE Kim	CAN 	Se1 F	3.70			260.56

Senior 1 Men Slalom Results

Homologation: World record








	Name	Country	Categ.	Prelims	Semi-final	Final	Overall
1	SANDS Brett	AUS 	Se1 M	18.00	18.60		1000.00
2	LEE Jason	USA 	Se1 M	17.80	18.10		973.12
3	MCWATTERS Chris	USA 	Se1 M	14.50	16.30		876.34
4	LOVATO Joe	*USA 	Se1 M	16.40	16.10		881.72
5	FARRELL William	*USA 	Se1 M	15.20	16.00		860.22
6	NYBERG Jim	SWE 	Se1 M	14.80	14.00		795.70
7	CROTEAU Gordie	CAN 	Se1 M	14.80	13.90		795.70
8	KANAWYER Jerry	*USA 	Se1 M	14.60	10.40		784.95
9	KELLY Bevan	NZL 	Se1 M	14.20			763.44
10	BAUMGARTNER Dan	*USA 	Se1 M	14.10			758.06
11	GROEN Fred	NZL 	Se1 M	14.00			752.69
12	GROEN Rob	NZL 	Se1 M	13.50			725.81
13	JORDAN Doug	*USA 	Se1 M	13.20			709.68
14	SCHWARTZ Don	CAN 	Se1 M	11.40			612.90
15	BRUNET Marcel	CAN 	Se1 M	11.30			607.53
16	TURNER Paul	GBR 	Se1 M	8.80			473.12
17	ANDERSSON Dennis	SWE 	Se1 M	6.65			357.53
18	SMITH Cameron	AUS 	Se1 M	5.00			268.82
19	SERRANO Gustavo	MEX 	Se1 M	3.05			163.98

2018 IWWF World Barefoot Water Ski Championships

12-18 August 2018





















Senior 1 Ladies Tricks Results

Homologation: World record

	Name	Country	Categ.	Prelims	Semi-final	Final	Overall
1	NORMAND Rachel	USA 	Se1 F	2370	2400		1000.00
2	KIRSCH Steffi	GER 	Se1 F	1580	1970		820.83
3	HEMPELMANN Svenja	GER 	Se1 F	1380	1800		750.00
4	LARSON JONES Teri	USA 	Se1 F	1750	750		729.17
5	HALL-BOURNE Kim	CAN 	Se1 F	1050			437.50
6	DAVIS Katina	AUS 	Se1 F	1000			416.67
7	GILMAN Betsy	*USA 	Se1 F	600			250.00

Senior 1 Men Tricks Results

Homologation: World record







	Name	Country	Categ.	Prelims	Semi-final	Final	Overall
1	SANDS Brett	AUS 	Se1 M	5600	6180		953.70
2	FARRELL William	*USA 	Se1 M	3480	4380		675.93
3	LEE Jason	USA 	Se1 M	6480	3730		1000.00
4	KAUFMAN Rich	*USA 	Se1 M	2650	2480		408.95
5	NYBERG Jim	SWE 	Se1 M	2600	2300		401.23
6	KANAWYER Jerry	*USA 	Se1 M	4000	2050		617.28
7	SCHWARTZ Don	CAN 	Se1 M	2400	1830		370.37
8	BAUMGARTNER Dan	*USA 	Se1 M	3080	650		475.31
9	MCWATTERS Chris	USA 	Se1 M	2300			354.94
10	EHLERS Blake	*USA 	Se1 M	2120			327.16
11	KELLY Bevan	NZL 	Se1 M	2100			324.07
11	LOVATO Joe	*USA 	Se1 M	2100			324.07
13	CROTEAU Gordie	CAN 	Se1 M	2010			310.19
14	JORDAN Doug	*USA 	Se1 M	1990			307.10
15	BRUNET Marcel	CAN 	Se1 M	1950			300.93
16	MCCAULEY Mark	*USA 	Se1 M	1720			265.43
17	SMITH Cameron	AUS 	Se1 M	1550			239.20
18	TURNER Paul	GBR 	Se1 M	1350			208.33
19	SERRANO Gustavo	MEX 	Se1 M	350			54.01
20	ANDERSSON Dennis	SWE 	Se1 M	120			18.52

2018 IWWF World Barefoot Water Ski Championships

12-18 August 2018



















Senior 1 Ladies Jump Results

Homologation: World record

	Name	Country	Categ.	Prelims	Semi-final	Final	Overall
1	NORMAND Rachel	USA 	Se1 F	11.4m (37ft)	11.4m (37ft)		1000.00
2	KIRSCH Steffi	GER 	Se1 F	10.0m (33ft)	9.8m (32ft)		877.19
3	HEMPELMANN Svenja	GER 	Se1 F	8.1m (27ft)	7.6m (25ft)		710.53
4	LARSON JONES Teri	USA 	Se1 F	8.5m (28ft)	7.2m (24ft)		745.61
5	DAVIS Katina	AUS 	Se1 F	7.5m (25ft)			657.89
6	GILMAN Betsy	*USA 	Se1 F	6.4m (21ft)			561.40

Senior 1 Men Jump Results








Homologation: World record

	Name	Country	Categ.	Prelims	Semi-final	Final	Overall
1	LEE Jason	USA 	Se1 M	23.1m (76ft)	23.5m (77ft)		1000.00
2	KELLY Bevan	NZL 	Se1 M	23.5m (77ft)	23.2m (76ft)		1000.00
3	NYBERG Jim	SWE 	Se1 M	20.3m (67ft)	21.6m (71ft)		919.15
4	SMITH Cameron	AUS 	Se1 M	19.5m (64ft)	20.7m (68ft)		880.85
5	SANDS Brett	AUS 	Se1 M	21.7m (71ft)	20.4m (67ft)		923.40
6	CROTEAU Gordie	CAN 	Se1 M	18.8m (62ft)	18.3m (60ft)		800.00
7	GROEN Fred	NZL 	Se1 M	18.7m (61ft)	18.1m (59ft)		795.74
8	MCWATTERS Chris	USA 	Se1 M	18.2m (60ft)	17.7m (58ft)		774.47
9	BAUMGARTNER Dan	*USA 	Se1 M	17.8m (58ft)			757.45
10	JORDAN Doug	*USA 	Se1 M	15.5m (51ft)			659.57
11	FRIEDLE Eric	*USA 	Se1 M	11.0m (36ft)			468.09
12	KANAWYER Jerry	*USA 	Se1 M	10.7m (35ft)			455.32
12	MCCAULEY Mark	*USA 	Se1 M	10.7m (35ft)			455.32
14	TURNER Paul	GBR 	Se1 M	9.6m (31ft)			408.51
15	SCHWARTZ Don	CAN 	Se1 M	9.3m (31ft)			395.74
16	LOVATO Joe	*USA 	Se1 M	9.2m (30ft)			391.49
17	EHLERS Blake	*USA 	Se1 M	8.9m (29ft)			378.72
18	STONE Lee	*USA 	Se1 M	8.4m (28ft)			357.45

























2018 IWWF World Barefoot Water Ski Championships

12-18 August 2018

Senior 1 Ladies Overall Results

	Name	Country		Categ.	Slalom	Tricks	Jump	Overall
1	NORMAND Rachel	USA		Se1 F	1000.00	1000.00	1000.00	3000.00
2	KIRSCH Steffi	GER		Se1 F	788.73	820.83	877.19	2486.75
3	HEMPELMANN Svenja	GER		Se1 F	852.11	750.00	710.53	2312.64
4	LARSON JONES Teri	USA		Se1 F	640.85	729.17	745.61	2115.63
5	DAVIS Katina	AUS		Se1 F	556.34	416.67	657.89	1630.90
6	GILMAN Betsy	*USA		Se1 F	507.04	250.00	561.40	1318.44
7	HALL-BOURNE Kim	CAN		Se1 F	260.56	437.50		698.06

Senior 1 Men Overall Results

	Name	Country		Categ.	Slalom	Tricks	Jump	Overall
1	LEE Jason	USA		Se1 M	973.12	1000.00	1000.00	2973.12
2	SANDS Brett	AUS		Se1 M	1000.00	953.70	923.40	2877.10
3	NYBERG Jim	SWE		Se1 M	795.70	401.23	919.15	2116.08
4	KELLY Bevan	NZL		Se1 M	763.44	324.07	1000.00	2087.51
5	MCWATTERS Chris	USA		Se1 M	876.34	354.94	774.47	2005.75
6	BAUMGARTNER Dan	*USA		Se1 M	758.06	475.31	757.45	1990.82
7	CROTEAU Gordie	CAN		Se1 M	795.70	310.19	800.00	1905.89
8	KANAWYER Jerry	*USA		Se1 M	784.95	617.28	455.32	1857.55
9	JORDAN Doug	*USA		Se1 M	709.68	307.10	659.57	1676.35
10	LOVATO Joe	*USA		Se1 M	881.72	324.07	391.49	1597.28
11	GROEN Fred	NZL		Se1 M	752.69		795.74	1548.43
12	FARRELL William	*USA		Se1 M	860.22	675.93		1536.15
13	SMITH Cameron	AUS		Se1 M	268.82	239.20	880.85	1388.87
14	SCHWARTZ Don	CAN		Se1 M	612.90	370.37	395.74	1379.01
15	TURNER Paul	GBR		Se1 M	473.12	208.33	408.51	1089.96
16	BRUNET Marcel	CAN		Se1 M	607.53	300.93		908.46
17	GROEN Rob	NZL		Se1 M	725.81			725.81
18	MCCAULEY Mark	*USA		Se1 M		265.43	455.32	720.75
19	EHLERS Blake	*USA		Se1 M		327.16	378.72	705.88
20	FRIEDLE Eric	*USA		Se1 M			468.09	468.09
21	KAUFMAN Rich	*USA		Se1 M		408.95		408.95
22	ANDERSSON Dennis	SWE		Se1 M	357.53	18.52		376.05
23	STONE Lee	*USA		Se1 M			357.45	357.45
24	SERRANO Gustavo	MEX		Se1 M	163.98	54.01		217.99

Chief Judge

Homologator

Chief Scorer

MANN Oscar 'Foot'

STEBBEINGS Ashley

MOWDAY Claire