



## Judges Clinic

2018

1

## Welcome

**Geoff Blaauw**  
*Clinic Instructor*

*Note: 2018 rule changes are highlighted in red as below*

*Note: 2017 rule changes are highlighted in red towards the end of the material*



2

# 2018 Rule Changes

## Page 5 – Section 210: Disqualification – Part (F)

**Does Not Respond after 10-Second Call.** The skier shall indicate his readiness to go after the 10-second call by the Event Judges. Where a skier fails to indicate his readiness to go by the expiry of the 10 seconds, the Communicator Judge shall call “TIME” and raise his hand to indicate the expiration of time. Should the skier not immediately signal the towboat with either the “STOP” or “IN GEAR,” followed immediately by “OK” the Communicator Judge shall advise the skier that he has been disqualified for that pass.

# 2018 Rule Changes

## Page 8 – Section 303: Slalom & Trick Event – Part (F)

### **(F) Declared First Trick.**

- (1) The skier has the option to declare the BSP he intends to enter the course in as well as the first trick. Time shall start at the first movement towards that trick, even if the skier does not complete the trick.
- (2) In the case where the skier declares he will enter the course backward but falls prior to the course and recovers to a forward BSP time shall start at the first movement toward any trick after the tumble turn recovery.
- (3) If the skier does not declare BSP and first trick time shall start at the first movement toward any pass trick listed in Chapter 8.

# 2018 Rule Changes

## Page 15 – Section 602: Scoring

Start Points - 602				
	Two Feet	One Foot	Flyer Bonus	Tower Bonus
Front Deep	50	100	50	150
Front Toe-Up		400	50	100
Front Tumble	100	200	50	100
Back Deep	200	500	100	200
Back Toe-Up		450	50	100
Back Tumble	400	700	100	200
Back Line	400		100	200

# 2018 Rule Changes

## Page 18 – Section 702: Start of Time & Recording – Part (C)

### (C) Incidental Motions.

Incidental movements, such as but not limited to, a celebratory fist pump after the start, removing weed from feet, adjusting neck brace or wiping the skiers face/head, shall never start the 15-second timer.

# 2018 Rule Changes

## Page 24 – Section 802: Turn Tricks General – Part (D)

### (D) Continuous Turning Movement.

In a multiplturn any interruption in the continuous turning movement shall terminate the trick at that point and it shall score zero. A variation in the speed of rotation shall not constitute an interruption of the turn **however loss of BSP before the completion of rotation shall constitute an interruption of the turn.**

# 2018 Rule Changes


## Page 26 – Section 806: 360 Front to front – Part (D)

### (D) Overhead 360 Front-to Front.

Commencing from Forward Neutral BSP the skier shall perform a 360 rotation while passing the handle over their head. While either hand may lose contact with the handle during the rotation, the other hand must remain on the handle for the entirety of the trick. The skier shall maintain movement in the initial direction of rotation throughout the trick. The completeness of this trick shall be when the skier has returned to Forward Neutral BSP. 1500 pts.

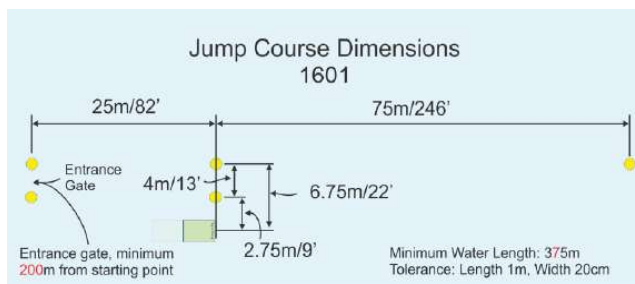
# 2018 Rule Changes

## Page 47 – Section 1403: Ropes – Part (B)



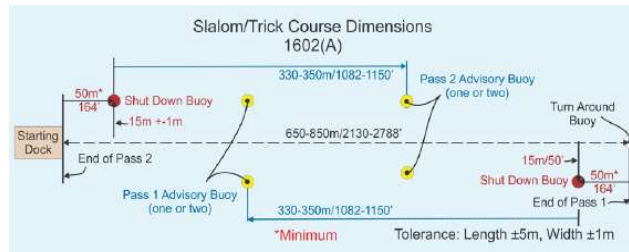
# 2018 Rule Changes

## Page 52 – Section 1601: Jump Course –Part (C)



# 2018 Rule Changes

## Page 52 – Section 1602: Slalom and Trick Course – Part (A)



# 2018 Rule Changes

## Page 66 – Section 2005: Entry Registration – Part (B)

### (2) Final List.

Not later than 72 hours before the start of competition a Final Team List must be submitted in writing to the Chairman of the WBC and the Chief Judge. This list, which shall be comprised solely of skiers named on the Definitive Entry Form, shall clearly indicate which are Team Skiers and which are Reserve Skiers as well as their relevant divisions. Failure to do so will disqualify the team from the team event.

## Clinic Prerequisite and Outline

### Requirements:

- Register as an WBC Official at [worldbarefootcouncil.com](http://worldbarefootcouncil.com)
- Participate in the entire clinic
- Complete required quizzes
  - \* New judges aspiring to become Level 4
    - + 3 Event Judge Quizzes with a score of 70% or higher
  - \* Level 4 judges aspiring to become Level 3
    - + 4 Event Judge Quizzes with scores of 75% or higher
  - \* Level 3 judges aspiring to become Level 2
    - + 4 Event Judge Quizzes with scores of 80% or higher

## New Maintenance Requirements

### **New Maintenance Requirements (Must meet new maintenance requirements every 2 years)**

- Provide and receive mentorship to/from other judges
- Judge at least 1 tournament (excluding L4 Judges)
- Quizzes to be completed
  - \* L1 – 4 quizzes with an average score of 80%
  - \* L2 – 4 quizzes with an average score of 80%
  - \* L3 – 4 quizzes with an average score of 75%
  - \* L4 – 3 quizzes with an average score of 70%

# Introduction

Whenever questioned about a rule.... or making a ruling you should ALWAYS first refer to the rulebook. Review the relevant rules with the person inquiring and confirm the correct application of the rule. In some cases, this may not be possible. At those times, make a note and refer to the rulebook at your next opportunity.

# BSP – Barefoot Skiing Position

**Barefoot Skiing Position (BSP).** Barefoot Skiing Position shall be instantly recognized upon the skier satisfying all of the following conditions:

- (1) **Handle.** The skier has possession of the handle.
- (2) **Stable Position.** The skier is riding on the water on one or two bare feet in a stable position and the handle is held in a position that allows the skier's position to be held at will. A stationary position is not required.
- (3) **Foot/Feet.** The weight of the skier is entirely supported by the foot or feet on the water.



## BSP – Barefoot Skiing Position

### **Neutral BSP.**

The skier is on two feet, forward or backward, with both hands gripping the handle.

**The following tricks need to be commenced from Neutral BSP:**

**Wave, Sit Down-Stand Up, One-Foot, One-Foot-Wave, Knee Ski, Two-Foot Hop, and Rope-on-Foot**

## BSP – Barefoot Skiing Position

### **One-Foot BSP.**

(1) For the Trick Event, the entire lifted foot shall be at least halfway between the skiers' other knee and the water surface.

(2) For the Slalom Event, the skiers lifted foot shall be seen to be clear of the water surface.

(3) **Stable Position.** The skier is riding on the water on one or two bare feet in a stable position and the handle is held in a position that allows the skier's position to be held at will. A stationary position is not required.

(4) **Foot/Feet.** The weight of the skier is entirely supported by the foot or feet on the water.

## BSP – Barefoot Skiing Position

**One-foot BSP.** For the Trick Event, the entire lifted foot shall be at least halfway between the skiers' other knee and the water surface.

**One-foot BSP only applies in tricks, not slalom. This applies to the simple one-foot trick as well. Too often beginner skiers are given credit for one foots that do not meet this criteria. Crediting the skier for improper one foots just because they are "trying" and you don't want to discourage them is not a reason to encourage poor performances and is a disadvantage to the skier who does it correctly.**

## BSP – Barefoot Skiing Position

**Rope-on-Foot BSP.** The skier shall have both hands free from the handle and the surface of the water and only the lifted foot holds the handle. The rope shall be in line with the center of the skier's body.

**Rope-on-foot BSP allows for instant recognition. There is no required time that this BSP must be held for recognition only that it is displayed whilst in control. So a skier in full control may only release the handle for an instant while a skier who is unsteady may have hold the position longer before stability and control are recognized.**

## BSP – Barefoot Skiing Position

**Line BSP.** The skier is backward with the handle held only between the legs.

**If both hands are on the handle both arms must be on the front of the body and between the legs.**

**Slide-Slide BSP.** Both feet are held in a position at least 90 degrees to the path of the towboat.

**You must be able to clearly see both feet on the water and the skier's heels must be in front of their toes.**

## BSP – Barefoot Skiing Position

**BSP is instantly recognizable. That means the skier is not required to hold BSP for a pause between tricks but must display to the judge that they are in control and are able to hold the necessary positions at will. Once the judge has recognized BSP it is not necessary to hold it any longer and the skier may move onto the next trick.**

# Speed

- **Planing Speed.** The planing speed/rpm shall be given in units of 1 kph/1/2mph/100rpm with a tolerance of +/- 5kph/3mph/200rpm. Once the planing speed/rpm is achieved it shall be held according to the skier's instructions.
- **Start Speed.** The Skier's requested speed for the start portion of the pass and shall be given in 1 kph/1/2 mph with a tolerance of +/- 1kph/1/2mph.
- **Course Speed.** The Skier's requested speed through the course shall be given in 1 kph/1/2 mph with a tolerance of +/- 1kph/1/2mph in tricks/slalom and 1.5kph/1mph in jump.

# Speed

Should the skier achieve BSP before start speed has been reached the boat shall proceed directly to course speed.

**The Driver must attempt to drive to the exact requested speed and never intentionally use the speed tolerance.**

## 302: Speed Notification

Speed Notification. On achieving course speed, the driver shall notify the towboat Judge(s) by calling “speed.”

**The driver must announce when they have achieved the requested speed so the judges can be aware if they are before or past the course buoys where the speed is required to have been achieved.**

## 203: Exceptions to the rules

**This rule allows for exceptions to the rules only if there is no alternative. This is necessary to cover situations such as, but not limited to, the tower in the boat is lower than required height and there is no way to raise the attachment point or the lake is shorter than the required minimum.**

## 209: Interruptions and stoppages

**Defines the requirements for restarting after interrupting or stopping tournament. An interruption is a short delay with everyone maintaining readiness. A stoppage is a long delay with a possibility of no restart in a reasonable period.**

## 210: Disqualification

- Failure of a skier to wear a wet suit, proper protection and floatation under a dry suit or helmet in the jump event.
- If in the opinion of the CJ, SD and a majority of event judges his competing would be a danger to himself or others.
- If a skier is not at the starting dock and in a condition to ski when the towboat is ready.
- If the skier does not immediately indicate his readiness to go after the expiry of the 10 second call.

## 211: Posting

**(A) As Soon As Possible.** Event results, electronic, paper or both shall be officially posted as soon as reasonably possible after the conclusion of the event. If the results are not available 30 minutes after the last skier of the day, the official posting will be delayed (except after the last final) until 30 minutes after the start of the next day's competition proceedings.

**(B) Time of Posting.** The Chief Judge shall record the official time of posting on the event result sheet (electronic or paper copy).

## 211: Posting

**When posting results the Chief Judge has a responsibility to the skiers/team reps that they have full opportunity to inspect their sheets and file protests. When recording the time of posting, the time necessary to get the results to the announcer and actually have them posted on the posting board should be added so the skiers/team reps have the full 30 minutes to review the sheets before protest period expires. It is also stressed that on multi-lake sites the announcement may not be heard and you should strive to ensure that the results are announced and posted on all sites.**

## 213: Event Judges

### **Slalom and Trick Event.**

(1) **WBC Ranking List (RL) Tournament.** The minimum qualifications of the event judges shall be two Level 3 Judges and one Level 4 Judge. Combinations of other level judges are allowed; however there shall never be more than one level 4 Judge. A single Level 1 or Level 2 Judge may be used.

### (2) **WBC Record Capability (RC) Tournament.**

The minimum qualifications of the Event Judges shall be one Level 2 Judge, one Level 3 Judge and one Level 4 Judge. Combinations of other level judges are allowed; however there shall never be less than one Level 2 Judge and never more than one Level 4 Judge in the towboat. A single Level 1 or Level 2 Judge may be used.

## 213: Event Judges – Jump Event

(1) **WBC Ranking List (RL) Tournament.** The minimum qualifications shall be:

- (a) Boat Judge— Level 3
- (b) Video Judge 1— Level 3
- (c) Video Judge 2— Level 4

### (2) **WBC Record Capability (RC) Tournament.**

The minimum qualifications shall be:

- (a) Boat Judge— Level 3
- (b) Video Judge 1— Level 2
- (c) Video Judge 2— Level 3



## 213: Event Judges

All boat crews for RL and RC tournaments must, as a minimum, meet the RL requirements. At RC tournaments it is not always possible to have every boat crew meet RC requirements. As CJ it is your responsibility to ensure a RC qualified crew staffs those divisions that have potential record-breaking skiers. If any boat crew does not meet RC requirements then that event is RL and not RC whilst other events with the correct boat crews can be RC capable.

## 214: RL tournaments Rounds

- (1) No more than four rounds per day are permitted in any one competition.
- (2) Ranking list rounds shall be declared before the start of the competition.

**This does not mean only 4 rounds are permitted in any competition but that only 4 rounds of RL are allowed per day. Tournaments may have unlimited numbers of rounds but the 4 rounds that will be eligible for RL score submission must be declared before the start of the event. For multi-day tournaments, 4 RL are permitted and must be declared each day.**

## 405: JUMP EVENT

Contact with Ramp. In the opinion of the Event Judges, the skier advantageously contacts the ramp with anything other than the feet. The Chief Judge can be called upon to adjudicate if the Event Judges are unable to make an immediate ruling.

**This explains that incidental contact is not mandatory grounds for a disallowed jump. The contact has to be deemed advantageous. This contact may be fully unintentional but if is deemed advantageous by the Event Judges or CJ it shall be an invalid jump. The CJ may adjudicate on this using any and all evidence available including independent video from the shore. The CJ has the power to station a judge in the judging tower or on shore to observe ramp bumping, water conditions tumble recoveries, BSP by ride out buoy, and bumping.**

## 407: Jump Measurements and Calculation

A WBC approved video jump-measurement program shall be used to obtain jump distances. Such a system will not be subject to reading errors, shall produce results that are reproducible on readily available systems, and the distance gleaned from the video will be final.

**When using 2 independent systems, i.e. 2 cameras connected to 2 different screens; there should be an overlap of the areas each camera is picking up. If a skier lands in that overlap the landing will be visible on both screens. The screen that has the highest degree of accuracy at the point of contact shall be used. This would typically be the screen that displays the landing closer to the center of the screen.**

## 409: Safety Swimmer

A safety swimmer wearing a life vest and trained in water rescue and a floating stretcher/backboard shall be located adjacent to the jump during the jump event

**Note this rule requires the safety swimmer to be TRAINED for in water rescue. This is paramount to the safe recovery of an injured skier. The Safety Director shall ensure trained personnel man this station.**

**As event judges, you must verify a floatation device is in the boat as you enter the boat for an event.**

## 502: SLALOM EVENT

**To aid scorers, a lowest scoring forward pass 25% multiplier is now in rulebook.**

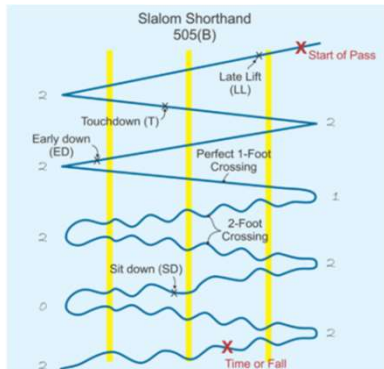
**(A) First Movement.** The Boat Judge(s) shall start the audible timing device and recording at the skier's first movement toward the wake from BSP outside the wake.

**(B) Testing Speed.** Positioning tricks or testing the speed with a one-foot need **not** be declared.

**(C) No Majority.** In the case of no majority on any fault zone of a one-foot crossing, the crossing shall score as a one-foot crossing.

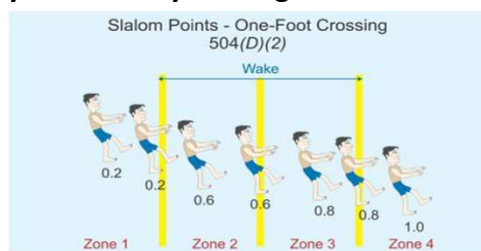
# 502: SLALOM EVENT

Judges **MUST** indicate the fault on any imperfect one-foot crossing by writing LL, T, or ED on the crossing affected. There may be more than one fault on a single crossing and every instance of fault of that crossing should be noted.



# 502: SLALOM EVENT

For Z4 to have become Z1 the skier must actually be moving toward the wake. Just because the skier has changed feet and is pushing a spray away from the wake does not mean they are actually moving towards the wake. They haven't achieved Z1 until they are actually moving towards the wake.



## 601: START TRICKS

**One Attempt.** BSP from all start tricks shall be accomplished in only one attempt.

- (1) The skier may stall or hesitate after the initial foot/feet plant, but shall not be allowed to lose that plant and replant the foot/feet for credit.
- (2) Once the skier has raised himself from the surface of the water, the skier is not permitted to re-sit on the water until after the proper BSP has been recognized.
- (3) Should the skier fail in this first attempt, the start trick shall not score even if the trick is subsequently completed.

## 601: Lifted Foot

During a one-foot start, the lifted foot shall not support the weight of the skier before one-foot BSP has been recognized. If, in the opinion of the event judge(s), the lifted foot becomes a supporting foot before one-foot BSP has been recognized, the start shall be downgraded to the two-foot start if the criteria of the two-foot version.

**602: Repeated One-Foot Start.** Where a one-foot start has been repeated:

- (1) The higher-paying start will be credited.
- (2) The repeated start shall be downgraded to a two-foot start.

**Defines the requirements to downgrade a one-foot start.**

## 603: Towboat Action

**Remain at Starting Dock.** The towboat shall remain at the starting dock, tower, or dry land until the 10-second call.

**Whilst this rule requires the boat to remain at the dock until the 10-second call it does not require that the boat remain sideways to the course. If it is impossible for the boat to be positioned in line with the course while waiting for the 10-second call it is recommended that at the 30-second call the boat shift position so it is facing away from the dock whilst still remaining as close to the dock as safety allows.**

## 603: Credit Conditions

**(1) Boat Movement.** The skier's instructions shall ensure that the towboat is accelerating when he hits the water after leaping off the dock, dry land, or tower.

**The skier must call OK whilst they are still on the dock so the boat will be accelerating when the skier hits the water.**

**(2) Takeoff.** The skier shall take at least one hop, skip, or step on the dock, tower, or dry land and propel himself up and out from the dock, tower, or dry land; there shall be an instant when the whole of the skier is clearly above the point of takeoff. During a dry-land start, the skier may contact the water before propelling himself up and out.

# Flying Start

A flying start may commence from dry land and the skier may contact the water before jumping up and out. In some situations, because the slope of the banks or other obstructions precludes them from starting on dry land, the skier may even need to start in very shallow water. The skier must satisfy the “at least one step”, “up and out”, “clearly above”, and “towboat must be accelerating” requirements to receive credit no matter where they attempt a tower, dock, or land start from.

# Front Tumble-to-Two

On the “OK” command, the skier shall be pulled headfirst with his legs trailing behind him up-to-speed according to his instructions. The skier may come out of deepwater on either his stomach or back. While on his back, the skier shall then swing his legs around from the trailing position to the forward position and raise himself to forward two-foot BSP. During the rotation the skier may hesitate, pause, overshoot, or reverse direction.

**It is allowed to reverse, hesitate or overshoot all pass AND start tumble turn tricks. EG. The Skier does 720 or 1080 tumble turn then stands up; that may be given credit for one 360 TT if all other trick requirements were satisfied. Skier does a 180 TT, comes back to the front and overshoots a full 360 degrees. Credit for 180 TT.**

# Line Back Deep

On the "OK" command, the skier shall be pulled feet first up to speed according to their instructions with his body facing downwards and the handle being held between their legs in the line position . He shall then place both feet onto the water and raise himself to Line BSP .

**During the start both skier's arms must be in front, skier cannot hold one hand on the back.**

**There is no requirement for the lifted foot to remain clear of water and rope during one-foot starts and all tricks with one-foot stand ups. It is possible to get full credit if both feet touch the rope during the trick or if both feet were planted but the skier only stands up on one foot.**

# 707: Repeating Failed Tricks

A failed trick may be immediately reattempted until the trick has been credited or time expires. The turn rotation rule 803 does not apply when repeating a failed turn trick.

**The judges must supply the scorers with accurate information and the scorers will determine if there has been an error or repeated trick. Judges are required to only write what they see and adjudicate on the technical criteria of those tricks. It is the scorer's job to apply the logical criteria and determine if a rotation error has occurred, if a trick has been repeated, if a skier has exceeded the maximum number of multiple or step over turns, or if a basic/reverse sequence was interrupted by another trick. For skiers that are doing complicated trick runs it is recommended that the judges ask the skier what tricks they will be performing. This will give you a head start on understanding the runs before they surprise you and will help you recognize positional or repeated tricks. If you know a trick has been repeated or was a positional trick it is requested that you write that on your sheet. But it is also requested that you do not prognosticate or guess what may have been intended if you do not know.**



## 801: General Pass Tricks

**Wave.** Commencing from Neutral BSP, the skier shall release his hand and raise it above the level of the shoulder.

**No mention of palm of hand. The skier just needs to raise the entire hand above the shoulder.**

**Sit down-Stand up.** Both Two Foot and One Foot Sit Down-Stand Ups must be commenced from Neutral BSP.

**One-Foot-Wave tricks.** Must be commenced from Neutral BSP. Basic and reverse available. One-foot BSP must be as required in rule 102, wave must meet wave trick description.

## 801: General Pass Tricks

**Wave.** Commencing from Neutral BSP, the skier shall release his hand and raise it above the level of the shoulder.

**No mention of palm of hand. The skier just needs to raise the entire hand above the shoulder.**

**All of the following tricks must be commenced from Neutral BSP.**

- Sit Down-Stand Ups
- One Foots
- One-Foot-Waves
- Knee Ski
- Hops
- Rope-on-Foot

## 801: General Pass Tricks

(F) **Rope-on-Neck** & (G) **Rope-in-Teeth - One-Foot**. While maintaining rope-on-neck/teeth BSP, the skier shall raise one foot to a position at least halfway between the skier's knee and the water surface.

**One-foot N & T trick may only be credited after a successful two-foot N or T.**

(H) **Tumble Turns** – The initial direction of rotation shall establish the creditable direction of the tumble turn.

## 801: E & F Neck and Teeth tricks

**One-Foot**. While maintaining rope-on-neck/teeth BSP, the skier shall raise one foot to a position at least halfway between the skier's knee and the water surface.

**Part of the required skill for one-foot neck or teeth tricks is the transition from two feet to one foot.**

**One-foot N & T trick may only be credited after a successful two-foot N or T.**

## 802: Turn Tricks General

(B) **Between 180 or 540 Degree Turns.** Any variety of 180-degree or 540-degree turn is allowed between 180-degree or 540-degree basic and reverse turns.

(D) **Continuous Turning Movement.** In a multiple-turn any interruption in the continuous turning movement shall terminate the trick at that point and it shall score zero. A variation in the speed of rotation shall not constitute an interruption of the turn, **however loss of BSP before the completion of rotation shall constitute and interruption of the turn.**

(E) **Maximum Multiple Surface Turns.** No more than 4 multiple-surface-turns shall be scored in any pass..

## 803: Rotation rule for surface turns

Rotation rule for surface turns does not apply does not apply when the skier ends an attempted one-foot turn in one-foot BSP and then sets his foot down and raises it again for a further one-foot turn attempt.

The completeness of all Surface, Wake, and Wake-to-Wake turns shall be judged with the skier **touching the handle with both hands** and whilst displaying the appropriate BSP.

Two-foot turns may commence from one-foot but one-foot turns must commence from one-foot BSP.

# Step-Over Turn

General. For credit of a Step-Over Turn, all of the following conditions shall be met:

- (1) Leg Over Rope. One leg passes over the rope simultaneous to the turn.
- (2) Water Contact. The foot that passed over the rope shall contact the water before any other body part.
- (3) Completion. The skier shall touch the water with the foot that passed over the rope whilst displaying the appropriate BSP.

**The turn and step over must be simultaneous. Turning to the back and then stepping over the rope is NC. Hooking the foot over the rope before the turn is NC.**

# 811: Rope-on-Foot Turn Feet to Feet

(A) **Back-to-Front.** Commencing from backward rope-on-foot BSP, the skier shall execute a 180-degree turn to forward rope-on-foot BSP.

(B) **Front-to-Back.** Commencing from forward rope-on-foot BSP, the skier shall execute a 180-degree turn to backward rope-on-foot BSP.

(C) **Taking Handle.** Taking the handle before the trick has been recognized shall disallow the trick.

**811 & 812 Taking the handle before proper BSP has been recognized will NC a toe turn. The feet to feet version does not downgrade. The sit down version is a separate trick.**

## 1003: Optional Re-ride

(A) **Conditions or Malfunctions.** The skier shall be offered an optional re-ride only on the pass affected when water, weather or other conditions are substantially different from their competitor's conditions or in the event of a malfunction of the tournament-supplied equipment occurs that, in the opinion of the majority of the Event Judges, unfairly affects a skier.

(B) **Skier Instructions.** The skier shall be offered an optional re-ride, only on the pass affected, when the towboat crew failed to comply with the skier instructions given and speed tolerances in accordance with Chapter 3.

**Event Judges shall detail on their score sheets the reason an optional re-ride was granted.**

## 1003: Optional Re-ride

(D) **Towboat Path During the Jump Event.** Skier shall be offered an optional re-ride only on the pass affected if the path of the towboat differs by more than one-half of the gate width from that requested by the skier.

**Re-ride for boat position at the jump is only possible if the skier has called close or wide. If the skier has called split as long as the boat remains within the course the boat can never be more than ½ gate width away from the requested path unless it has left the jump course. But this rule not only applies to the distance from the jump but to the as line through the 100m jump course as well. So generally if a skier calls split they don't get a re-ride for distance from the jump. But they can get a re-ride for boat path. If you see that the boat came into the course on a close line and ended up on a wide line before the skiers jump had been recognized then the driver has indeed crossed more than half a gate width.**

## 1003: Optional Re-ride

- (A) **Unfair Advantage.** Skier shall have a mandatory re-ride when it's the opinion of the majority of the Event Judges that a malfunction or conditions gave the skier an unfair advantage on the pass affected.
- (B) **Start/End of Pass.** Skier shall have a mandatory re-ride if the start or end of the pass cannot be determined by the combined use of the official video and the Event Judges' sheets on the pass affected.
- (C) **Jump Event.** Skier shall have a mandatory re-ride if the speed through the jump course is judged to have exceeded the maximum course speed of 73.5 kph/45.7 mph as checked by a GPS speed-measuring device while the skier is in possession of the handle and prior to BSP being recognized after the jump [405(D)].

## 1005: Re-rides – When Taken

- (A) **Jump Event.** Re-ride shall be taken:
- (1) **Immediately.** If a single re-ride is granted for other than temporary incapacitation, that re-ride shall be taken immediately.
  - (2) **Five-Minute Rest.** If more than one re-ride is taken in any series, the skier shall have the option of a five-minute rest before recommencing his turn in accordance with 1205 (A).
- (B) **Slalom and Trick Event.** If a re-ride is granted for other than temporary incapacitation, that re-ride shall be taken either immediately or the skier may elect a five-minute rest period permitted in accordance with 1205(B). If the skier has elected the option of a 5-minute rest period the next skier in order shall ski, and the re-ride shall be taken at the conclusion of the skier's turn during which the 5-minute rest period expires.
- Note: See 1206 if skier becomes temporarily incapacitated.*

## 1006: Re-Ride Options - Tricks

(A) **Start Trick.** In the event of a re-ride during the start trick portion of the pass, the skier shall have the option of:

- (1) **Repeat Start Trick Only.** Repeating the start trick while retaining the pass tricks scored during the affected pass, or:
- (2) **Repeat Start and Trick Pass.** The entire pass for which the re-ride is given shall be annulled and scoring for the re-ride shall comprise the start trick and the pass tricks made in the 15 seconds of the re-ride pass.

## 1006: Re-Ride Options - Tricks

(B) **Pass Trick.** In the event of a re-ride during the pass tricks portion of the pass:

- (1) **Annulled Pass.** The 15-second pass score of the affected pass shall be annulled.
- (2) **Start Trick.** Any start trick on the affected pass, whether successful or unsuccessful, shall stand and be carried forward as the start trick score for the re-ride of that pass. On the re-ride, the skier is permitted to attain BSP by any start trick listed in 604 that he chooses, but that start shall not count for scoring purposes.
- (3) **Scoring.** Scoring for the re-ride shall comprise pass tricks made in the 15 seconds of the re-ride pass plus the start trick score carried forward from the affected pass.

**It is not mandatory that the skier repeat the same start. The skier may change their instructions as well as start method on any re-ride.**

## 1007: Skier's Equipment

Failure of a skier in the trick event to ensure their equipment is in the towboat for the second pass shall never be grounds for a re-ride.

**It is the skier's responsibility to ensure that the boat crew has accepted any equipment for the second pass.**

## 1008: Start and Pass Instructions

In the case of a re-ride, the skier's instructions for the start and/or pass may be different from those given for the annulled pass.

**The skier may change instructions for a re-ride. This applies to a re-ride for the start portion as well as the trick portion or slalom and jump.**



## 1009: Refusal to Enter Course

A competitor is permitted, for reasons acceptable to the Event Judges, to refuse to enter the course in any event and shall do so by throwing the handle into the air.

*Note: Re-rides are only given in accordance with the conditions specified in 1003.*

**There will be instances when the safest thing for a skier to do is refuse to enter the course. Floating objects, gusting winds, sun in the jump course, lost contact lense are among the reasons a skier will throw the handle. It is up to the judges to decide if the skier was justified in throwing the handle. You should REALLY weigh on the side of the skier if they actually toss the handle prior to the course. It takes a lot of guts and presence of mind to throw the handle and you can bet the skier felt very unsafe if they did that.**

## 1202: Equipment Failure

(A) **First Pass.** If the majority of the Event Judges agree they shall grant up to 1 minute for gear changes or to replace broken or damaged equipment developing or discovered just prior to the skier's pass.

(B) **Second Pass.** The skier is permitted to return to the starting dock in the towboat to use the equipment minute to obtain replacement equipment in accordance with the following:

- (1) The skier is not permitted to retrieve equipment forgotten on the starting dock or other location.
- (2) The equipment minute shall start when the towboat is safely positioned at the starting dock. If at the expiration of the equipment minute the skier is not ready to enter the towboat from the starting dock, the skier shall forfeit his second pass.

## 1204: Injury Recovery

At the discretion of the Event Judges, the skier can be granted up to three minutes to recover from a heavy fall between passes, starting at the time of the decision to grant the recovery time. If the skier cannot recover from a heavy fall within those three minutes, he shall not be permitted to ski again in that round.

**Be sure to not be so involved in the skier's well being that you forget to start the three-minute timer. Time starts at the point where the officials agree to grant the three minutes. Assess the situation, agree to give the three minutes, get a stopwatch started. Best person to time would be the driver, as they have a stopwatch as part of their job for turnarounds. If the skier is floating in the water the designated safety swimmer should don the floatation and get in the water and assist the skier. The Safety Director and Chief Judge should be immediately informed of the situation.**

## Temporary Incapacitation

If the skier should become temporarily incapacitated through no fault or action of his own, the skier shall be allowed time to recover until next round of competition of that event or it can be satisfied, where possible on medical advice, that he is sufficiently recovered to continue. In the meantime, the competition goes on with succeeding skiers.

**TEMPORARY INCAPACITATION RESULTING FROM NO FAULT OF THE SKIER, E.G. THE SKIER FELL AND WAS INJURED DUE TO EXCESSIVE SPEED, WAS PULLED INTO VERY SHALLOW WATER THAT RESULTED IN A HARD FALL, PULLED BACKWARD OVER THE JUMP, PULLED INTO AN OVER HANGING TREE LIMB, ETC.**

## 1303: Official Use

Boat Judges are only permitted to view the official video of an event at the request of the Chief Judge or Chief Scorer, under the following conditions:

(1) Simple Majority. To obtain a simple majority decision as to the skier's performance.

- **Video review shall be done in silence, maintaining the independence of the judges just as is required in the towboat.**
- **The Chief Judge or Chief Scorer may request the Event Judge(s) to review video if it is not possible for the Scorers obtain a majority decision as to the skier's performance.**

## 1303: Official Use

- **The judges are only allowed to make decisions on issues that have no majority.**
- **When a judge has requested video review on his or her sheets, video review is often not necessary. If the other two judges have established a majority.**
- **It is not necessary for all three judges to be present at the same time. Many times if only one judge views the video and makes a determination, their decision may establish the necessary majority.**
- **The Event Judges should notify the Scorers of any passes requiring video review when the score sheets and videos are removed from the boat.**
- **Clarifications of the applicable rules are encouraged but the final decision rests with the Event Judge unless the Chief Judge invokes 903.**

## 1303: Failure of Timing Device

(2) To determine the time parameters of a pass in the event of failure of the timing device.

- **If expiry of time is the only issue that has no majority it is not necessary for the Event Judges to view the video. Any two Judges appointed by the Chief Judge may determine the expiry of time.**
- **These appointees are only allowed to determine the expiry of time. They cannot make a decision concerning whether a trick is for credit or a crossing was perfect or imperfect.**

## 1303: Exceptional Circumstances

(3) In circumstances which are judged to be exceptional, the Chief Judge or Chief Scorer is authorized to instruct the Boat Judges to review the video recording to correct errors or misconceptions.

**Exceptional circumstances are not a defined set of events. The Chief Judge and Chief Scorer are allowed the latitude to determine what an exceptional circumstance is. Some examples might be if a judge clearly does not know the applicable rules for a circumstance or has been judging under a misinterpretation of a rule. Or when the Event Judges' sheets are so varied that it is clear that something has been overlooked. Other common exceptional circumstances are lower caliber judges overruling the most qualified boat judge or a trick being recorded that does not fit any logical criteria, e.g. a tumble turn has been recorded while the trick sequence indicates the skier should be backward.**

# Rope Fittings

- (1) A lightweight fitting approved by the Chief Judge for easy attachment of leaders, ropes, or handles shall be permitted for any event.
- (2) Metal clips shall not be used in the jump event.

**Some quick connects may be fine for slalom and trick but not suitable for jump. Metal clips should be avoided whenever possible and never used in jump.**

# 1403: Ropes

For the purposes of this rule a rope and leader combination shall be considered the rope. The Tournament Committee shall have at least one rope meeting the following requirements in the towboat for all events:

**Whilst only one rope is required for trick and slalom, in slalom it is recommended that the towboat keep a second rope in the boat and for tricks that the boat leave the second rope on the start dock for the Dock Marshall to prepare with the next skier's handle. It is required that a 38cm and a 30 cm handle be in the boat for both the trick and slalom events.**

## 1403: Ropes

(A) **Stretch.** Ropes shall be made from a low-stretch plastic or similar material and have been sufficiently pre-stretched so as to allow only minimal stretch.

(B) **Length.**

(1) **Rope.** The overall length of the tournament- supplied rope shall be 21.5m  $\pm$ 15cm.

(2) **Leader.** A leader of 2m  $\pm$  15cm shall be attached to the middle attachment point and optional high attachment point.

**Details rope, leader and quick connection requirements. 2m leaders are required if the optional high attachment point is provided. In that case a leader must be attached to both the mid point and the high point. If a skier requests the rope to be on the low attachment the leader from the mid point will be moved and used for the low point.**

## 1501: Boat Specifications

(A) **Speed Guarantee.** Towboats containing the required boat officials shall have the performance necessary to obtain 72 kph/44.7 mph by the entry gate for the Jump Event and skier's advisory buoy for the Trick and Slalom Events, while towing a barefoot skier weighing approximately 80k/175 lb.

**Whilst we are required to deliver a minimum of 72kph while pulling an 80kg skier with a tournament boat crew that does not mean we are required to deliver 72kph to a 100kg skier.**

## 1502: Top Speed Advisory

Before the start of the tournament the Chief Driver shall inform the Chief Judge of the top speed attained at the skier's advisory buoy for all towboats as per the conditions in 1501A and 1501B. This information shall be supplied to the competitors or team representatives before the start of the tournament.

**Before the start of the tournament the CJ should be notified and he should then notify all judges of the expected performance of the boats. If a skier requests a higher speed than the boat is capable of delivering the communicator judge should advise the skier of the expected wide open throttle speed. If a skier requests an acceleration that will not allow the requested course speed by the required buoys the boat communicator judge shall advise the skier of that and allow him to either change his instructions or accept that the boat will not be at speed by the buoys.**

## 1503: Speed Check

(A) **Boat Speed Check.** Before each event and/or at the discretion of the Chief Judge, the towboat speed-measuring device shall be checked with a GPS speed-measurement device to obtain the correct boat speed under tournament conditions.

**This refers to checking analog speedos. The speed check should occur during the leveling pass before the start of an event.**

(B) **Current or Stream.** If there is a current or stream, the speed of that current must be added to the speed displayed in the GPS when traveling with the current and subtracted from the speed displayed by the GPS when traveling against the current. Speed of current is determined by floating down stream while reading GPS. This should be re-checked periodically.

## 1602: Shutdown Buoy

The shutdown buoy shall be located on the Driver's side approximately 15m from the course line, a minimum of 50m from the end of course or turn-around buoy and shall be of a contrasting color to the skier advisory buoys.

**The judges should note the location of the shut down buoy and observe that the driver is using it equally for all skiers. Take note if the driver power turns at the end of course when skiers start late. This indicates the driver is watching the skier and not the speedo and path.**

## The End!

