

2005 JUNIOR/SENIOR WORLD
BAREFOOT WATER SKI
CHAMPIONSHIPS

JR

Team results (Junior)

| | Country | Slalom | Tricks | Jump | Overall |
|---|---------------|----------|----------|----------|----------|
| 1 | Australia | 1,975.21 | 1,753.14 | 2,000.00 | 5,728.35 |
| 2 | U.S.A. | 1,719.28 | 1,581.59 | 1,814.65 | 5,115.52 |
| 3 | South Africa | 1,868.13 | 1,532.16 | 1,622.41 | 5,022.70 |
| 4 | New Zealand | 1,430.57 | 1,163.18 | 1,692.92 | 4,286.67 |
| 5 | Great Britain | 759.20 | 969.59 | 724.41 | 2,453.20 |
| 6 | Canada | 730.77 | 270.18 | 377.59 | 1,378.54 |
| 7 | Germany | 225.27 | 38.60 | 361.00 | 624.87 |
| 8 | Netherlands | 186.81 | 66.67 | 0.00 | 253.48 |



Lesley Bauser
Chief Calculator

John Price
Chief Judge



2005 JUNIOR/SENIOR WORLD BAREFOOT WATER SKI CHAMPIONSHIPS

JR

Team results

Homologation
Record

| Country | Slalom | Tricks | Jump | Overall |
|-----------------|----------|----------|----------|----------|
| 1 Australia | 1,975.21 | 1,753.14 | 2,000.00 | 5,728.35 |
| | 1,000.00 | 1,000.00 | 1,000.00 | |
| | 975.21 | 753.14 | 1,000.00 | |
| 2 U.S.A. | 1,719.28 | 1,581.59 | 1,814.65 | 5,115.52 |
| | 901.10 | 870.29 | 917.01 | |
| | 818.18 | 711.30 | 897.64 | |
| 3 South Africa | 1,868.13 | 1,532.16 | 1,622.41 | 5,022.70 |
| | 1,000.00 | 1,000.00 | 875.52 | |
| | 868.13 | 532.16 | 746.89 | |
| 4 New Zealand | 1,430.57 | 1,163.18 | 1,692.92 | 4,286.67 |
| | 727.27 | 656.90 | 897.64 | |
| | 703.30 | 506.28 | 795.28 | |
| 5 Great Britain | 759.20 | 969.59 | 724.41 | 2,453.20 |
| | 412.09 | 554.39 | 724.41 | |
| | 347.11 | 415.20 | | |
| 6 Canada | 730.77 | 270.18 | 377.59 | 1,378.54 |
| | 417.58 | 155.56 | 377.59 | |
| | 313.19 | 114.62 | | |
| 7 Germany | 225.27 | 38.60 | 361.00 | 624.87 |
| | 225.27 | 38.60 | 361.00 | |
| | | | | |
| 8 Netherlands | 186.81 | 66.67 | 0.00 | 253.48 |
| | 186.81 | 66.67 | | |

JR

2005 JUNIOR/SENIOR WORLD BAREFOOT WATER SKI CHAMPIONSHIPS

Junior girls Overall Results


Homologation
Record

| | Name | Country | Slalom | Tricks | Jump | Overall |
|----|---------------------|---------|----------|----------|----------|----------|
| 1 | STEBBEINGS Ashleigh | AUS | 975.21 | 1,000.00 | 1,000.00 | 2,975.21 |
| 2 | WRIGHT Nerissa | AUS | 1,000.00 | 753.14 | 811.02 | 2,564.16 |
| 3 | HAMBLYN Stephanie | NZL | 735.54 | 690.38 | 905.51 | 2,331.43 |
| 4 | SZWED Laura | USA | 776.86 | 870.29 | 645.67 | 2,292.82 |
| 5 | BACON Malorie | USA | 818.18 | 711.30 | 740.16 | 2,269.64 |
| 6 | MORRISON Amy | USA | 586.78 | 594.14 | 897.64 | 2,078.56 |
| 7 | ODONNELL Kelly | NZL | 413.22 | 506.28 | 897.64 | 1,817.14 |
| 8 | HELLER Elaine | *USA | 578.51 | 410.04 | 740.16 | 1,728.71 |
| 9 | GOLDIE Emily | GBR | 347.11 | 554.39 | 724.41 | 1,625.91 |
| 10 | NOY Meghan | *AUS | 330.58 | 548.12 | 708.66 | 1,587.36 |
| 11 | GREEN Stacey | *AUS | 487.60 | 198.74 | 645.67 | 1,332.01 |
| 12 | LEBOGANG Sara | RSA | 512.40 | 322.18 | 480.31 | 1,314.89 |
| 13 | ODONNELL Shannon | *NZL | 206.61 | 217.57 | 0.00 | 424.18 |
| 14 | HELLER Shannon | *USA | 314.05 | 0.00 | 0.00 | 314.05 |



Lesley Bauser
Chief Calculator

John Price
Chief Judge



2005 JUNIOR/SENIOR WORLD BAREFOOT WATER SKI CHAMPIONSHIPS

Junior boys Overall Results


Homologation
Record

| | Name | Country | Slalom | Tricks | Jump | Overall |
|----|--------------------|---------|----------|----------|----------|----------|
| 1 | SAM Heinrich | RSA | 1,000.00 | 1,000.00 | 921.16 | 2,921.16 |
| 2 | MORRISON Alger | USA | 901.10 | 640.94 | 917.01 | 2,459.05 |
| 3 | BLAAUW Robert | AUS | 912.09 | 660.82 | 713.69 | 2,286.60 |
| 4 | DE VILLIERS Zane | RSA | 868.13 | 532.16 | 746.89 | 2,147.18 |
| 5 | MORRISON Chris | *USA | 664.84 | 327.49 | 796.68 | 1,789.01 |
| 6 | CROUCH Brenton | *AUS | 307.69 | 647.95 | 597.51 | 1,553.15 |
| 7 | TAYLOR Michael | AUS | 159.34 | 336.84 | 1,000.00 | 1,496.18 |
| 8 | VAN TONDER Jacobus | RSA | 582.42 | 154.39 | 593.36 | 1,330.17 |
| 9 | GROEN Ryan | NZL | 703.30 | 81.87 | 535.27 | 1,320.44 |
| 10 | WARD Ben | NZL | 445.05 | 192.98 | 659.75 | 1,297.78 |
| 11 | GROEN Mitch | *NZL | 532.97 | 225.73 | 473.03 | 1,231.73 |
| 12 | GROEN Ben | *NZL | 510.99 | 188.30 | 514.52 | 1,213.81 |
| 13 | STRYDOM Garth | *RSA | 543.96 | 211.70 | 340.25 | 1,095.91 |
| 14 | HARRIS Ben | GBR | 412.09 | 523.98 | 0.00 | 936.07 |
| 15 | PATERSON Robbie | CAN | 417.58 | 114.62 | 377.59 | 909.79 |
| 16 | HEISS Lukas | GER | 225.27 | 38.60 | 361.00 | 624.87 |
| 17 | WEEKES George | CAN | 313.19 | 155.56 | 0.00 | 468.75 |
| 18 | ZIELMAN Mathijs | NED | 186.81 | 66.67 | 0.00 | 253.48 |



Lesley Bauser
Chief Calculator


John Price
Chief Judge




2005 JUNIOR/SENIOR WORLD BAREFOOT WATER SKI CHAMPIONSHIPS

Junior girls Slalom Results

| Homologation Record | Round 1 (All skiers) | Round 2 (All skiers) | Round 3 (All skiers) | | | | |
|---------------------|-------------------------|-------------------------|-------------------------|---------|---------|---------|----------|
| | Name | Country | Round 1 | Round 2 | Round 3 | Overall | |
| | 1 | STEBBEINGS Ashleigh | AUS | 11.4 | 11.8 | 11.4 | 975.21 |
| | 2 | WRIGHT Nerissa | AUS | 11.1 | 12.1 | 11.1 | 1,000.00 |
| | 3 | HAMBLYN Stephanie | NZL | 8.8 | 5.0 | 8.9 | 735.54 |
| | 4 | BACON Malorie | USA | 8.3 | 9.9 | 8.1 | 818.18 |
| | 5 | SZWED Laura | USA | 9.4 | 9.2 | 8.1 | 776.86 |
| | 6 | MORRISON Amy | USA | 6.8 | 7.1 | | 586.78 |
| | 7 | HELLER Elaine | USA | 6.7 | 7.0 | | 578.51 |
| | 8 | LEBOGANG Sara | RSA | 6.2 | 6.0 | | 512.40 |
| | 9 | ODONNELL Kelly | NZL | 5.0 | 4.9 | | 413.22 |
| | 10 | GREEN Stacey | AUS | 5.9 | 3.2 | | 487.60 |
| | 11 | GOLDIE Emily | GBR | 4.2 | | | 347.11 |
| | 12 | NOY Meghan | AUS | 4.0 | | | 330.58 |
| | 13 | HELLER Shannon | USA | 3.8 | | | 314.05 |
| | 14 | ODONNELL Shannon | NZL | 2.5 | | | 206.61 |


Lesley Bauser
Chief Calculator


John Price
Chief Judge


2005 JUNIOR/SENIOR WORLD BAREFOOT WATER SKI CHAMPIONSHIPS

Junior boys Slalom Results

| Homologation Record | Round 1 (All skiers) | Round 2 (All skiers) | Round 3 (All skiers) | | | |
|---------------------|-------------------------|-------------------------|-------------------------|---------|---------|----------|
| | Name | Country | Round 1 | Round 2 | Round 3 | Overall |
| 1 | BLAAUW Robert | AUS | 15.8 | 9.2 | 16.6 | 912.09 |
| 2 | SAM Heinrich | RSA | 18.2 | 17.5 | 16.5 | 1,000.00 |
| 3 | MORRISON Alger | USA | 16.4 | 16.2 | 15.4 | 901.10 |
| 4 | DE VILLIERS Zane | RSA | 15.8 | 13.9 | 14.7 | 868.13 |
| 5 | GROEN Ryan | NZL | 12.8 | 11.6 | 12.0 | 703.30 |
| 6 | MORRISON Chris | USA | 12.1 | 12.1 | | 664.84 |
| 7 | VAN TONDER Jacobus | RSA | 7.9 | 10.6 | | 582.42 |
| 8 | GROEN Mitch | NZL | 9.4 | 9.7 | | 532.97 |
| 9 | STRYDOM Garth | RSA | 9.9 | 8.9 | | 543.96 |
| 10 | WARD Ben | NZL | 7.5 | 8.1 | | 445.05 |
| 11 | GROEN Ben | NZL | 9.3 | 8.0 | | 510.99 |
| 12 | HARRIS Ben | GBR | 7.5 | 5.0 | | 412.09 |
| 13 | PATERSON Robbie | CAN | 7.6 | 3.7 | | 417.58 |
| 14 | WEEKES George | CAN | 5.7 | | | 313.19 |
| 15 | CROUCH Brenton | AUS | 5.6 | | | 307.69 |
| 16 | HEISS Lukas | GER | 4.1 | | | 225.27 |
| 17 | ZIELMAN Mathijs | NED | 3.4 | | | 186.81 |
| 18 | TAYLOR Michael | AUS | 2.9 | | | 159.34 |



Lesley Bauser
Chief Calculator





John Price
Chief Judge

2005 JUNIOR/SENIOR WORLD BAREFOOT WATER SKI CHAMPIONSHIPS

Junior girls Tricks Results

| Homologation Record | Round 1 (All skiers) | Round 2 (All skiers) | Round 3 (All skiers) | | | | |
|---------------------|-------------------------|-------------------------|-------------------------|---------|---------|---------|----------|
| | Name | Country | Round 1 | Round 2 | Round 3 | Overall | |
| | 1 | STEBBEINGS Ashleigh | AUS | 2390 | 1800 | 2150 | 1,000.00 |
| | 2 | WRIGHT Nerissa | AUS | 1800 | 1700 | 1800 | 753.14 |
| | 3 | SZWED Laura | USA | 1970 | 2080 | 1700 | 870.29 |
| | 4 | HAMBLYN Stephanie | NZL | 1570 | 1350 | 1650 | 690.38 |
| | 5 | BACON Malorie | USA | 1700 | 1400 | 1575 | 711.30 |
| | 6 | MORRISON Amy | USA | 1370 | 1420 | | 594.14 |
| | 7 | GOLDIE Emily | GBR | 1075 | 1325 | | 554.39 |
| | 8 | ODONNELL Kelly | NZL | 1050 | 1210 | | 506.28 |
| | 9 | NOY Meghan | AUS | 1310 | 1000 | | 548.12 |
| | 10 | HELLER Elaine | USA | 980 | | | 410.04 |
| | 11 | LEBOGANG Sara | RSA | 770 | | | 322.18 |
| | 12 | ODONNELL Shannon | NZL | 520 | | | 217.57 |
| | 13 | GREEN Stacey | AUS | 475 | | | 198.74 |


Lesley Bauser
Chief Calculator


John Price
Chief Judge


2005 JUNIOR/SENIOR WORLD BAREFOOT WATER SKI CHAMPIONSHIPS

Junior boys Tricks Results

| Homologation Record | Round 1 (All skiers) | Round 2 (All skiers) | Round 3 (All skiers) | | | | |
|---------------------|-------------------------|-------------------------|-------------------------|---------|---------|---------|----------|
| | Name | Country | Round 1 | Round 2 | Round 3 | Overall | |
| | 1 | SAM Heinrich | RSA | 6250 | 8550 | 6800 | 1,000.00 |
| | 2 | CROUCH Brenton | AUS | 5540 | 1200 | 5010 | 647.95 |
| | 3 | BLAAUW Robert | AUS | 5650 | 4450 | 4650 | 660.82 |
| | 4 | HARRIS Ben | GBR | 3550 | 3100 | 4480 | 523.98 |
| | 5 | MORRISON Alger | USA | 5480 | 1350 | 4250 | 640.94 |
| | 6 | TAYLOR Michael | AUS | 1700 | 2880 | | 336.84 |
| | 7 | DE VILLIERS Zane | RSA | 4550 | 2400 | | 532.16 |
| | 8 | MORRISON Chris | USA | 2800 | 1750 | | 327.49 |
| | 9 | GROEN Ben | NZL | 1610 | 1600 | | 188.30 |
| | 10 | GROEN Mitch | NZL | 1930 | 1400 | | 225.73 |
| | 11 | STRYDOM Garth | RSA | 1810 | 1360 | | 211.70 |
| | 12 | WEEKES George | CAN | 1330 | 1210 | | 155.56 |
| | 13 | WARD Ben | NZL | 1650 | 800 | | 192.98 |
| | 14 | VAN TONDER Jacobus | RSA | 1320 | | | 154.39 |
| | 15 | PATERSON Robbie | CAN | 980 | | | 114.62 |
| | 16 | GROEN Ryan | NZL | 700 | | | 81.87 |
| | 17 | ZIELMAN Mathijs | NED | 570 | | | 66.67 |
| | 18 | HEISS Lukas | GER | 330 | | | 38.60 |



Lesley Bauser
Chief Calculator




John Price
Chief Judge

2005 JUNIOR/SENIOR WORLD BAREFOOT WATER SKI CHAMPIONSHIPS

Junior girls Jump Results

| Homologation Record | Round 1 (All skiers) | Round 2 (All skiers) | Round 3 (All skiers) | | | | |
|------------------------|-------------------------|-------------------------|-------------------------|---------|---------|---------|----------|
| | Name | Country | Round 1 | Round 2 | Round 3 | Overall | |
| | 1 | STEBBEINGS Ashleigh | AUS | 12.7m | 12.2m | 12.0m | 1,000.00 |
| | 2 | HAMBLYN Stephanie | NZL | 10.1m | 10.0m | 11.5m | 905.51 |
| | 3 | MORRISON Amy | USA | 10.2m | 11.4m | 11.4m | 897.64 |
| | 4 | WRIGHT Nerissa | AUS | 9.8m | 10.0m | 10.3m | 811.02 |
| | 5 | ODONNELL Kelly | NZL | 11.4m | 0.0m | 10.1m | 897.64 |
| | 6 | HELLER Elaine | USA | 9.4m | 9.4m | | 740.16 |
| | 7 | NOY Meghan | AUS | 9.0m | 8.9m | | 708.66 |
| | 8 | BACON Malorie | USA | 9.4m | 8.3m | | 740.16 |
| | 9 | GOLDIE Emily | GBR | 9.2m | 8.3m | | 724.41 |
| | 10 | SZWED Laura | USA | 7.7m | 8.2m | | 645.67 |
| | 11 | GREEN Stacey | AUS | 8.2m | 7.9m | | 645.67 |
| | 12 | LEBOGANG Sara | RSA | 6.1m | | | 480.31 |



Lesley Bauser
Chief Calculator



John Price
Chief Judge

2005 JUNIOR/SENIOR WORLD BAREFOOT WATER SKI CHAMPIONSHIPS

Junior boys Jump Results

| Homologation Record | Round 1 (All skiers) | Round 2 (All skiers) | Round 3 (All skiers) | | | |
|---------------------|-------------------------|-------------------------|-------------------------|---------|---------|----------|
| | Name | Country | Round 1 | Round 2 | Round 3 | Overall |
| 1 | SAM Heinrich | RSA | 20.7m | 21.1m | 22.2m | 921.16 |
| 2 | TAYLOR Michael | AUS | 22.9m | 24.1m | 21.6m | 1,000.00 |
| 3 | MORRISON Alger | USA | 22.1m | 19.8m | 19.1m | 917.01 |
| 4 | DE VILLIERS Zane | RSA | 18.0m | 17.4m | 17.6m | 746.89 |
| 5 | MORRISON Chris | USA | 17.2m | 19.2m | 15.2m | 796.68 |
| 6 | BLAAUW Robert | AUS | 17.2m | 16.3m | | 713.69 |
| 7 | WARD Ben | NZL | 14.0m | 15.9m | | 659.75 |
| 8 | CROUCH Brenton | AUS | 14.3m | 14.4m | | 597.51 |
| 9 | VAN TONDER Jacobus | RSA | 14.3m | 14.1m | | 593.36 |
| 10 | GROEN Ryan | NZL | 12.9m | 12.7m | | 535.27 |
| 11 | GROEN Ben | NZL | 12.4m | | | 514.52 |
| 12 | GROEN Mitch | NZL | 11.4m | | | 473.03 |
| 13 | PATERSON Robbie | CAN | 9.1m | | | 377.59 |
| 14 | HEISS Lukas | GER | 8.7m | | | 361.00 |
| 15 | STRYDOM Garth | RSA | 8.2m | | | 340.25 |
| 16 | ZIELMAN Mathijs | NED | 0.0m | | | 0.00 |
| 16 | HARRIS Ben | GBR | 0.0m | | | 0.00 |


 Lesley Bauser
 Chief Calculator


 John Price
 Chief Judge