

9th WORLD BAREFOOT WATERSKI CHAMPIONSHIPS  
 HELLES PARK, LIVERPOOL, AUSTRALIA  
 15 - 20 MARCH 1994

SLALOM TEAM RESULTS


	COUNTRY	TOTAL
1	U.S.A.	3828.6
2	AUSTRALIA	3606.5
3	SOUTH AFRICA	2966.7
4	GREAT BRITAIN	2836.3
5	NEW ZEALAND	2680.2
6	CANADA	2476.1
7	GERMANY	2343.8
8	BELGIUM	1476.2
9	ITALY	1442.8
10	SWITZERLAND	779.1
11	NETHERLAND	377.9

CHIEF SCORER

  
 LYNN NEIMAN

LIVERPOOL, SYDNEY  
 20/ 3/94  
 17:27

CHIEF JUDGE

  
 DON MIXON SNR.

9th WORLD BAREFOOT WATERSKI CHAMPIONSHIPS  
 HELLES PARK, LIVERPOOL, AUSTRALIA  
 15 - 20 MARCH 1994

OVERALL TEAM RESULTS


	COUNTRY	TRICKS	SLALOM	JUMP	TOTAL
1	U.S.A.	3738.1	3828.6	3834.6	11401.3
2	AUSTRALIA	3387.8	3606.5	3880.7	10875.0
3	SOUTH AFRICA	1813.3	2966.7	3292.3	8072.3
4	NEW ZEALAND	1444.0	2680.2	3359.9	7484.1
5	GREAT BRITAIN	1491.6	2836.3	3072.3	7400.2
6	GERMANY	1349.6	2343.8	3009.6	7203.0
7	CANADA	1094.1	2476.1	1765.3	5335.5
8	BELGIUM	725.1	1476.2	1396.2	3597.5
9	ITALY	434.1	1442.8	1015.4	2892.3
10	SWITZERLAND	688.2	779.1	685.2	2152.5
11	NETHERLAND	286.7	377.9	574.1	1238.7

CHIEF SCORER

  
 LYNN NEIMAN

LIVERPOOL, SYDNEY  
 20/ 3/94  
 17:28

CHIEF JUDGE

  
 DON MIXON SNR.

9th WORLD BAREFOOT WATERSKI CHAMPIONSHIPS  
HELLES PARK, LIVERPOOL, AUSTRALIA  
15 - 20 MARCH 1994

TRICKS TEAM RESULTS

	COUNTRY	TOTAL
1	U.S.A.	3738.1
2	AUSTRALIA	3387.8
3	GERMANY	1849.6
4	SOUTH AFRICA	1813.3
5	GREAT BRITAIN	1491.6
6	NEW ZEALAND	1444.0
7	CANADA	1094.1
8	BELGIUM	725.1
9	SWITZERLAND	688.2
10	ITALY	434.1
11	NETHERLAND	286.7

CHIEF SCORER



LYNN NEIMAN

LIVERPOOL, SYDNEY  
20/ 3/94  
17:28

CHIEF JUDGE



DON MIXON SNR.

9th WORLD BAREFOOT WATERSKI CHAMPIONSHIPS  
HELLES PARK, LIVERPOOL, AUSTRALIA  
15 - 20 MARCH 1994

JUMP TEAM RESULTS

	COUNTRY	TOTAL
1	AUSTRALIA	3880.7
2	U.S.A.	3834.6
3	NEW ZEALAND	3359.9
4	SOUTH AFRICA	3292.3
5	GREAT BRITAIN	3072.3
6	GERMANY	3009.6
7	CANADA	1765.3
8	BELGIUM	1396.2
9	ITALY	1015.4
10	SWITZERLAND	685.2
11	NETHERLAND	574.1

CHIEF SCORER



LYNN NEIMAN

LIVERPOOL, SYDNEY  
20/ 3/94

CHIEF JUDGE



9th WORLD BAREFOOT WATERSKI CHAMPIONSHIPS  
HELLES PARK, LIVERPOOL, AUSTRALIA  
15 - 20 MARCH 1994

OVERALL RESULTS

MEN

NAME	COUNTRY	TRICKS	SLALOM	JUMP	TOTAL
① PENNAY John	AUS	1000.0	881.0	953.8	2834.8
2 SCARPA Ron	USA	942.1	904.8	942.3	2789.2
3 BOWERS Lane	USA	898.7	809.5	961.5	2669.7
④ SANDS Brett	AUS	620.8	933.3	888.5	2442.6
5 KRETCHMAN Jon	USA	897.3	519.0	1000.0	2416.3
6 MIXON JR. Don	USA	563.0	923.8	926.9	2413.7
7 SEIPEL Mike	USA	662.8	861.9	811.5	2336.2
8 BOWELL Shannon	USA	541.2	800.0	930.8	2272.0
⑨ DERRY Ken	AUS	413.9	914.3	926.9	2255.1
7/10 FUCHS Brian	USA	441.4	1000.0	807.7	2249.1
11 FINE Warren	RSA	571.6	761.9	857.7	2191.2
12 BERGER Evan	RSA	558.6	695.2	873.1	2126.9
13 SILEGHEM Bart	BEL	450.1	809.5	850.0	2109.6
14 FRITSCH Brett	AUS	350.2	676.2	1000.0	2026.4
15 WEHNER Patrick	GER	625.2	714.3	657.7	1997.2
16 WELLHAM Peter	AUS	325.6	847.6	784.6	1957.8
17 MOSER Mario	GER	509.4	561.9	865.4	1936.7
18 NURICK Rael	RSA	309.7	766.7	807.7	1884.1
19 BROOK Charles	GBR	321.3	819.0	673.1	1813.4
20 MACARTHUR Jason	NZL	233.0	642.9	884.6	1760.5
21 MAINWARING Richard	GBR	144.7	666.7	934.6	1746.0
22 SMITH Neels	RSA	279.3	742.9	688.5	1710.7
23 OAKES Gary	NZL	250.4	519.0	911.5	1680.9
24 SEYFANG Karl	GBR	353.1	571.4	711.5	1636.0
25 CARNE Tony	NZL	241.7	566.7	823.1	1631.5
26 JURCZYK Christian	GER	263.4	457.1	869.2	1589.7
27 ANGUS Colin	RSA	238.8	595.2	753.8	1587.8
28 BALLIEN Jan	BEL	275.0	666.7	546.2	1487.9
29 SARACCO Nicola	ITA	202.6	733.3	546.2	1482.1
30 CARPENTER Dean	GBR	248.9	676.2	538.5	1463.6
31 MASTELLI Massimo	ITA	231.5	709.5	469.2	1410.2
32 DROWN Jim	CAN	302.5	623.8	461.5	1387.8
33 KELLY Bevan	NZL	273.5	500.0	584.6	1358.1
34 OLD Peter	NZL	238.8	595.2	515.4	1349.4
35 ANDREW Ryan	CAN	299.6	595.2	365.4	1260.2
36 FRIGON Simon	CAN	186.7	471.4	442.3	1100.4
37 GRAY Richard	CAN	267.7	366.7	453.8	1088.2
38 SMITH Gerry	CAN	204.1	419.0	407.7	1030.8
39 TERRY Mike	CAN	160.6	404.8	384.6	950.0
40 WÖRPEL Stefan	GER	123.0	166.7	346.2	635.9

CHIEF SCORER



LYNN NEIMAN

LIVERPOOL, SYDNEY

20/ 3/94

17:19

CHIEF JUDGE



DON MIXON SNR.

9th WORLD BAREFOOT WATERSKI CHAMPIONSHIPS  
HELLES PARK, LIVERPOOL, AUSTRALIA  
15 - 20 MARCH 1994

SLALOM RESULTS

MEN

NAME	COUNTRY	ELIMINATION	FINAL	OVERALL
1 FUCHS Brian	USA	18.0	21.0	1000.0
2 MIXON JR. Don	USA	17.4	19.4	923.8
3 DERRY Ken	AUS	17.5	19.2	914.3
4 SCARPA Ron	USA	17.6	19.0	904.8
5 PENNAY John	AUS	18.0	18.5	881.0
6 SEIPEL Mike	USA	18.0	18.1	861.9
7 WELLHAM Peter	AUS	16.6	17.8	847.6
8 SILEGHEM Bart	BEL	17.0	16.4	809.5
9 BOWELL Shannon	USA	16.8	16.1	800.0
10 DWYER Dodd	AUS	16.6	16.0	790.5
11 SANDS Brett	AUS	19.6	14.6	933.3
12 BROOK Charles	GBR	17.2	13.3	819.0
13 BOWERS Lane	USA	17.0	9.8	809.5
14 BAKER Don	CAN	16.5		785.7
15 NURICK Rael	RSA	16.1		766.7
16 FINE Warren	RSA	16.0		761.9
16 REYNOLDS Richard	NZL	16.0		761.9
18 SMITH Neels	RSA	15.6		742.9
19 SARACCO Nicola	ITA	15.4		733.3
20 WEHNER Patrick	GER	15.0		714.3
21 MASTELLI Massimo	ITA	14.9		709.5
22 BERGER Evan	RSA	14.6		695.2
23 CARPENTER Dean	GBR	14.2		676.2
23 FRITSCH Brett	AUS	14.2		676.2
25 BALLIEN Jan	BEL	14.0		666.7
25 GROSS Guy	GBR	14.0		666.7
25 MAINWARING Richard	GBR	14.0		666.7
28 MACARTHUR Jason	NZL	13.5		642.9
29 DROWN Jim	CAN	13.1		623.8
30 ANDREW Ryan	CAN	12.5		595.2
30 ANGUS Colin	RSA	12.5		595.2
30 OLD Peter	NZL	12.5		595.2
33 SEYFANG Karl	GBR	12.0		571.4
34 CARNE Tony	NZL	11.9		566.7
35 MOSER Mario	GER	11.8		561.9
36 KRETCHMAN Jon	USA	10.9		519.0
36 OAKES Gary	NZL	10.9		519.0
38 ASTRUP Ross	RSA	10.7		509.5
39 KELLY Bevan	NZL	10.5		500.0
40 FRIGON Simon	CAN	9.9		471.4
41 JURCZYK Christian	GER	9.6		457.1
42 SMITH Gerry	CAN	8.8		419.0
43 TERRY Mike	CAN	8.5		404.8
44 GRAY Richard	CAN	7.7		366.7
45 WÖRPEL Stefan	GER	3.5		166.7

CHIEF SCORER

*L. Murray*

CHIEF JUDGE

*Don Minton*

LIVERPOOL, SYDNEY

19/3/94

9th WORLD BAREFOOT WATERSKI CHAMPIONSHIPS  
HELLES PARK, LIVERPOOL, AUSTRALIA  
15 - 20 MARCH 1994

TRICKS RESULTS

OPEN MEN

NAME	COUNTRY	ELIMINATION	FINAL	OVERALL
1 PENNAY John	AUS	6260	6910	1000.0
2 SCARPA Ron	USA	6150	6510	942.1
3 BOWERS Lane	USA	5530	6210	898.7
4 KRETCHMAN Jon	USA	6110	6200	897.3
5 SEIPEL Mike	USA	4090	4580	662.8
6 WEHNER Patrick	GER	3610	4320	625.2
7 FINE Warren	RSA	3190	3950	571.6
8 BERGER Evan	RSA	3250	3860	558.6
9 SANDS Brett	AUS	4290	3310	620.8
10 MIXON JR. Don	USA	3890	3010	563.0
11 MOSER Mario	GER	3520	2960	509.4
12 BOWELL Shannon	USA	3740	2770	541.2
13 SILEGHEM Bart	BEL	3110		450.1
14 FUCHS Brian	USA	3050		441.4
15 DERRY Ken	AUS	2860		413.9
16 ASTRUP Ross	RSA	2580		373.4
17 SEYFANG Karl	GBR	2440		353.1
18 FRITSCH Brett	AUS	2420		350.2
19 WELLHAM Peter	AUS	2250		325.6
20 BROOK Charles	GBR	2220		321.3
21 NURICK Rael	RSA	2140		309.7
22 DROWN Jim	CAN	2090		302.5
23 ANDREW Ryan	CAN	2070		299.6
24 REYNOLDS Richard	NZL	2020		292.3
25 SMITH Neels	RSA	1930		279.3
26 BALLIEN Jan	BEL	1900		275.0
27 KELLY Bevan	NZL	1890		273.5
28 GRAY Richard	CAN	1850		267.7
29 JURCZYK Christian	GER	1820		263.4
30 GROSS Guy	GBR	1740		251.8
31 OAKES Gary	NZL	1730		250.4
32 CARPENTER Dean	GBR	1720		248.9
33 CARNE Tony	NZL	1670		241.7
34 ANGUS Colin	RSA	1650		238.8
34 OLD Peter	NZL	1650		238.8
36 MACARTHUR Jason	NZL	1610		233.0
37 MASTELLI Massimo	ITA	1600		231.5
38 BAKER Don	CAN	1550		224.3
39 DWYER Dodd	AUS	1530		221.4
40 SMITH Gerry	CAN	1410		204.1
41 SARACCO Nicola	ITA	1400		202.6
42 FRIGON Simon	CAN	1290		186.7
43 TERRY Mike	CAN	1110		160.6
44 MAINWARING Richard	GBR	1000		144.7
45 WÖRPEL Stefan	GER	850		123.0

CHIEF SCORER

*L. Munn*

CHIEF JUDGE

*Ron Munn*

LIVERPOOL, SYDNEY

20 / 3 / 94


9th WORLD BAREFOOT WATERSKI CHAMPIONSHIPS  
HELLES PARK, LIVERPOOL, AUSTRALIA  
15 - 20 MARCH 1994

JUMP RESULTS

MEN


NAME	COUNTRY	ELIMINATION	FINAL	OVERALL
1 FRITSCH Brett	AUS	23.7m ( 78ft)	26.0m ( 85ft)	1000.0
2 KRETCHMAN Jon	USA	25.6m ( 84ft)	26.0m ( 85ft)	1000.0
3 FLECK Peter	USA	25.8m ( 85ft)	25.6m ( 84ft)	
4 PENNAY John	AUS	24.8m ( 81ft)	24.5m ( 80ft)	953.8
5 MAINWARING Richard	GBR	23.7m ( 78ft)	24.3m ( 80ft)	934.6
6 MIXON JR. Don	USA	23.5m ( 77ft)	24.1m ( 79ft)	926.9
7 OAKES Gary	NZL	23.7m ( 78ft)	23.7m ( 78ft)	911.5
8 SCARPA Ron	USA	24.5m ( 80ft)	23.4m ( 77ft)	942.3
9 BOWERS Lane	USA	25.0m ( 82ft)	22.9m ( 75ft)	961.5
10 MACARTHUR Jason	NZL	23.0m ( 75ft)	22.6m ( 74ft)	884.6
11 SANDS Brett	AUS	23.1m ( 76ft)	22.4m ( 73ft)	888.5
12 DERRY Ken	AUS	24.1m ( 79ft)	21.3m ( 70ft)	926.9
13 BOWELL Shannon	USA	24.2m ( 79ft)		930.8
14 BERGER Evan	RSA	22.7m ( 74ft)		873.1
15 JURCZYK Christian	GER	22.6m ( 74ft)		869.2
16 MOSER Mario	GER	22.5m ( 74ft)		865.4
17 FINE Warren	RSA	22.3m ( 73ft)		857.7
18 SILEGHEM Bart	BEL	22.1m ( 73ft)		850.0
19 CARNE Tony	NZL	21.4m ( 70ft)		823.1
20 SEIPEL Mike	USA	21.1m ( 69ft)		811.5
21 FUCHS Brian	USA	21.0m ( 69ft)		807.7
21 NURICK Rael	RSA	21.0m ( 69ft)		807.7
23 WELLHAM Peter	AUS	20.4m ( 67ft)		784.6
24 ANGUS Colin	RSA	19.6m ( 64ft)		753.8
25 SEYFANG Karl	GBR	18.5m ( 61ft)		711.5
26 SMITH Neels	RSA	17.9m ( 59ft)		688.5
27 BROOK Charles	GBR	17.5m ( 57ft)		673.1
28 WEHNER Patrick	GER	17.1m ( 56ft)		657.7
29 KELLY Bevan	NZL	15.2m ( 50ft)		584.6
30 BALLIEN Jan	BEL	14.2m ( 47ft)		546.2
30 SARACCO Nicola	ITA	14.2m ( 47ft)		546.2
32 CARPENTER Dean	GBR	14.0m ( 46ft)		538.5
33 OLD Peter	NZL	13.4m ( 44ft)		515.4
34 MASTELLI Massimo	ITA	12.2m ( 40ft)		469.2
35 DROWN Jim	CAN	12.0m ( 39ft)		461.5
36 GRAY Richard	CAN	11.8m ( 39ft)		453.8
37 FRIGON Simon	CAN	11.5m ( 38ft)		442.3
38 SMITH Gerry	CAN	10.6m ( 35ft)		407.7
39 TERRY Mike	CAN	10.0m ( 33ft)		384.6
40 ANDREW Ryan	CAN	9.5m ( 31ft)		365.4
41 WÖRPEL Stefan	GER	9.0m ( 30ft)		346.2

CHIEF SCORER

  
LYNN NEIMAN

LIVERPOOL, SYDNEY  
20/ 3/94  
17:17

CHIEF JUDGE

  
DON MIXON SNR.

9th WORLD BAREFOOT WATERSKI CHAMPIONSHIPS  
 HELLES PARK, LIVERPOOL, AUSTRALIA  
 15 - 20 MARCH 1994

OVERALL RESULTS

WOMEN

NAME	COUNTRY	TRICKS	SLALOM	JUMP	TOTAL
1 CALLERI Jennifer	USA	1000.0	1000.0	882.7	2882.7
2 STEKELENBURG Sharon	AUS	946.2	877.9	1000.0	2824.1
3 YOUNG Julie	AUS	820.8	872.1	604.9	2297.8
4 PFEIFFER Jacqueline	SUI	688.2	779.1	685.2	2152.5
5 MAY Shelley	NZL	505.4	680.2	740.7	1926.3
6 SCOPES Lucy	GBR	530.5	674.4	487.7	1692.6
7 HERRMANN Steffi	GER	451.6	610.5	617.3	1679.4
8 BOVEN Irene	HOL	286.7	377.9	574.1	1238.7
9 HARDING Kim	GBR	286.7	186.0	753.1	1225.8

CHIEF SCORER

  
 LYNN NEIMAN

LIVERPOOL, SYDNEY  
 20/ 3/94  
 17:20

CHIEF JUDGE

  
 DON MIXON SNR.

9th WORLD BAREFOOT WATERSKI CHAMPIONSHIPS  
 HELLES PARK, LIVERPOOL, AUSTRALIA  
 15 - 20 MARCH 1994

SLALOM RESULTS

WOMEN


NAME	COUNTRY	ELIMINATION	FINAL	OVERALL
1 CALLERI Jennifer	USA	16.0	17.2	1000.0
2 STEKELENBURG Sharon	AUS	14.9	15.1	877.9
3 YOUNG Julie	AUS	14.4	15.0	872.1
4 HERRMANN Steffi	GER	10.5	10.4	610.5
5 MAY Shelley	NZL	11.7	10.0	680.2
6 BOVEN Irene	HOL	6.4	6.5	377.9
7 SCOPES Lucy	GBR	11.6	6.2	674.4
8 PFEIFFER Jacqueline	SUI	13.4	5.0	779.1
9 PATTINSON Natasha	NZL	3.7		215.1
10 HARDING Kim	GBR	3.2		186.0

CHIEF SCORER

  
 LYNN NEIMAN

LIVERPOOL, SYDNEY  
 20/ 3/94  
 17:22

CHIEF JUDGE

  
 DON MIXON SNR.

9th WORLD BAREFOOT WATERSKI CHAMPIONSHIPS  
 HELLES PARK, LIVERPOOL, AUSTRALIA  
 15 - 20 MARCH 1994

JUMP RESULTS

OPEN WOMEN

NAME	COUNTRY	ELIMINATION	FINAL	OVERALL
1 STEKELENBURG Sharon	AUS	16.2m ( 53ft)	15.1m ( 50ft)	1000.0
2 CALLERI Jennifer	USA	13.2m ( 43ft)	14.3m ( 47ft)	882.7
3 HARDING Kim	GBR	11.2m ( 37ft)	12.2m ( 40ft)	753.1
4 MAY Shelley	NZL	12.0m ( 39ft)	11.1m ( 36ft)	740.7
5 PFEIFFER Jacqueline	SUI	9.9m ( 32ft)	11.1m ( 36ft)	685.2
6 HERRMANN Steffi	GER	9.4m ( 31ft)	10.0m ( 33ft)	617.3
7 YOUNG Julie	AUS	9.8m ( 32ft)	9.7m ( 32ft)	604.9
8 BOVEN Irene	HOL	8.9m ( 29ft)	9.3m ( 31ft)	574.1
9 SCOPES Lucy	GBR	7.9m ( 26ft)		487.7
10 PATTINSON Natasha	NZL			0.0


CHIEF SCORER



LYNN NEIMAN

LIVERPOOL, SYDNEY  
 20/ 3/94  
 10:16

CHIEF JUDGE



DON MIXON SNR.


9th WORLD BAREFOOT WATERSKI CHAMPIONSHIPS  
 HELLES PARK, LIVERPOOL, AUSTRALIA  
 15 - 20 MARCH 1994

TRICKS RESULTS

WOMEN

NAME	COUNTRY	ELIMINATION	FINAL	OVERALL
1 CALLERI Jennifer	USA	2640	2790	1000.0
2 STEKELENBURG Sharon	AUS	2060	2640	946.2
3 YOUNG Julie	AUS	2290	2200	820.8
4 PFEIFFER Jacqueline	SUI	1850	1920	688.2
5 SCOPES Lucy	GBR	1480	1480	530.5
6 MAY Shelley	NZL	1130	1410	505.4
7 HERRMANN Steffi	GER	1140	1260	451.6
8 PATTINSON Natasha	NZL	800	1040	372.8
9 BOVEN Irene	HOL	800	790	286.7
10 HARDING Kim	GBR	800	740	286.7
11 BERNSTEIN Laurie	CAN	280		100.4

CHIEF SCORER



LYNN NEIMAN

LIVERPOOL, SYDNEY  
 19/ 3/94

CHIEF JUDGE

